








# APN

Where precision and value take form



STANDARD AND CUSTOM STAINLESS STEEL TUBE FITTINGS

BEVEL SEAT FITTINGS

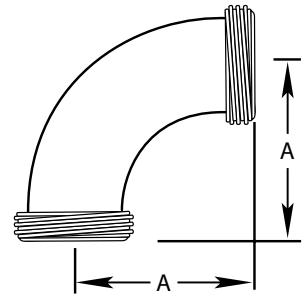
CONTENTS		Bevel Seat Fittings
		BPE Fittings
		Clamp Fittings
		I-Line Fittings
		John Perry Fittings
		Sanitary Butt weld Fittings
		Tube O.D. Fittings

Call toll-free to order: 877.276.7766 • [www.apn-inc.net](http://www.apn-inc.net)

## 2C

### 90° Threaded Bevel Seat x Threaded Bevel Seat Elbow

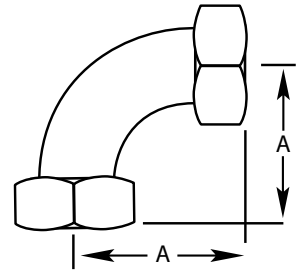
304 Item Number	Tube O.D.	A	316L Item Number
2C-0100-7-4	1	2.188	2C-0100-7-6
2C-0150-7-4	1.5	2.968	2C-0150-7-6
2C-0200-7-4	2	3.719	2C-0200-7-6
2C-0250-7-4	2.5	4.843	2C-0250-7-6
2C-0300-7-4	3	5.906	2C-0300-7-6
2C-0400-7-4	4	8.062	2C-0400-7-6



## 2E

### 90° Plain Bevel Seat x Plain Bevel Seat with Hex Nut Elbow

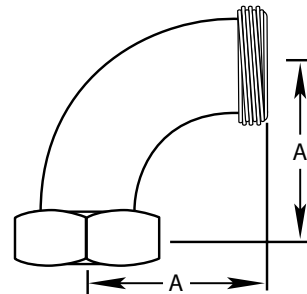
304 Item Number	Tube O.D.	A	316L Item Number
2E-0100-7-4	1	2.188	2E-0100-7-6
2E-0150-7-4	1.5	2.968	2E-0150-7-6
2E-0200-7-4	2	3.719	2E-0200-7-6
2E-0250-7-4	2.5	4.843	2E-0250-7-6
2E-0300-7-4	3	5.906	2E-0300-7-6
2E-0400-7-4	4	8.062	2E-0400-7-6

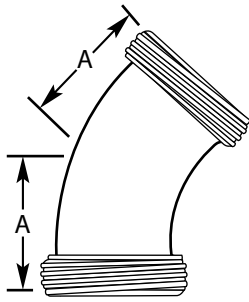


## 2F

### 90° Threaded Bevel Seat x Plain Bevel Seat with Hex Nut Elbow

304 Item Number	Tube O.D.	A	316L Item Number
2F-0100-7-4	1	2.188	2F-0100-7-6
2F-0150-7-4	1.5	2.968	2F-0150-7-6
2F-0200-7-4	2	3.719	2F-0200-7-6
2F-0250-7-4	2.5	4.843	2F-0250-7-6
2F-0300-7-4	3	5.906	2F-0300-7-6
2F-0400-7-4	4	8.062	2F-0400-7-6





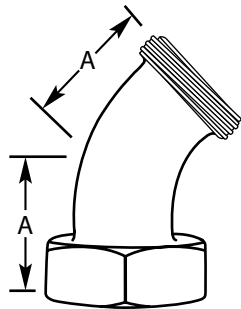
**2K**

**45° Threaded Bevel Seat x Threaded Bevel Seat Elbow**

304 Item Number	Tube O.D.	A	316L Item Number
2K-0100-7-4	1	1.313	2K-0100-7-6
2K-0150-7-4	1.5	1.655	2K-0150-7-6
2K-0200-7-4	2	2.125	2K-0200-7-6
2K-0250-7-4	2.5	2.625	2K-0250-7-6
2K-0300-7-4	3	3.125	2K-0300-7-6
2K-0400-7-4	4	4.250	2K-0400-7-6

**2P**

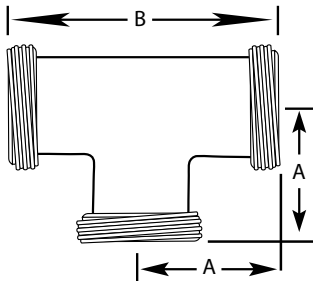
**45° Threaded Bevel Seat x Plain Bevel Seat with Hex Nut Elbow**



304 Item Number	Tube O.D.	A	316L Item Number
2P-0100-7-4	1	1.313	2P-0100-7-6
2P-0150-7-4	1.5	1.655	2P-0150-7-6
2P-0200-7-4	2	2.125	2P-0200-7-6
2P-0250-7-4	2.5	2.625	2P-0250-7-6
2P-0300-7-4	3	3.125	2P-0300-7-6
2P-0400-7-4	4	4.250	2P-0400-7-6

**7**

**Threaded Bevel Seat Tee**

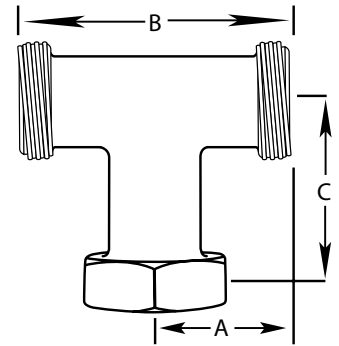


304 Item Number	Tube O.D.	A	B	316L Item Number
7-0100-7-4	1	1.812	3.625	7-0100-7-6
7-0150-7-4	1.5	2.375	4.750	7-0150-7-6
7-0200-7-4	2	2.782	5.563	7-0200-7-6
7-0250-7-4	2.5	3.188	6.375	7-0250-7-6
7-0300-7-4	3	3.500	7.000	7-0300-7-6
7-0400-7-4	4	4.656	9.313	7-0400-7-6

## 7A

### Threaded Bevel Seat Run x Plain Bevel Seat Branch with Hex Nut Tee

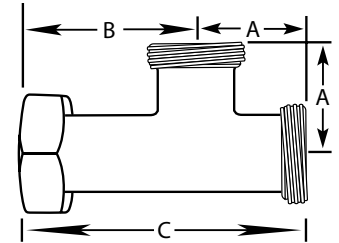
304 Item Number	Tube O.D.	A	B	C	316L Item Number
7A-0100-7-4	1	1.813	3.625	2.688	7A-0100-7-6
7A-0150-7-4	1.5	2.375	4.750	3.406	7A-0150-7-6
7A-0200-7-4	2	2.781	5.562	3.813	7A-0200-7-6
7A-0250-7-4	2.5	3.188	6.375	4.250	7A-0250-7-6
7A-0300-7-4	3	3.500	7.000	4.625	7A-0300-7-6
7A-0400-7-4	4	4.656	9.312	6.125	7A-0400-7-6



## 7B

### Threaded Bevel Seat x Plain Bevel Seat with Hex Nut Run x Threaded Bevel Seat Branch

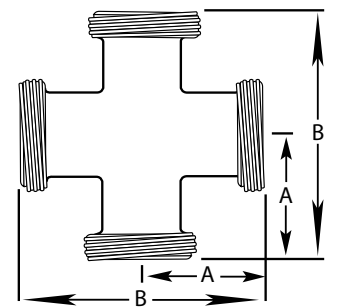
304 Item Number	Tube O.D.	A	B	C	316L Item Number
7B-0100-7-4	1	1.813	2.688	4.500	7B-0100-7-6
7B-0150-7-4	1.5	2.375	3.406	5.781	7B-0150-7-6
7B-0200-7-4	2	2.781	3.813	6.594	7B-0200-7-6
7B-0250-7-4	2.5	3.188	4.250	7.438	7B-0250-7-6
7B-0300-7-4	3	3.500	4.625	8.125	7B-0300-7-6
7B-0400-7-4	4	4.656	6.125	10.781	7B-0400-7-6

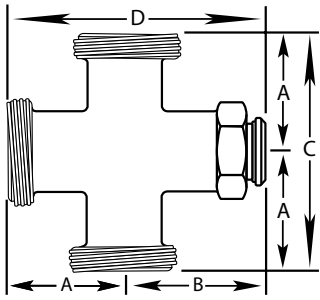


## 9

### Threaded Bevel Seat Cross

304 Item Number	Tube O.D.	A	B	316L Item Number
9-0100-7-4	1	1.812	3.625	9-0100-7-6
9-0150-7-4	1.5	2.375	4.750	9-0150-7-6
9-0200-7-4	2	2.781	5.562	9-0200-7-6
9-0250-7-4	2.5	3.187	6.375	9-0250-7-6
9-0300-7-4	3	3.500	7.000	9-0300-7-6
9-0400-7-4	4	4.656	9.312	9-0400-7-6

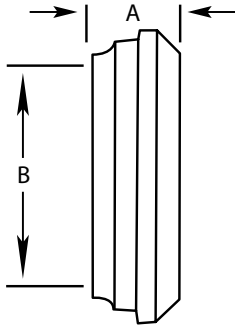




## 9A

### Threaded Bevel Seat x Plain Bevel Seat with Hex Nut Cross

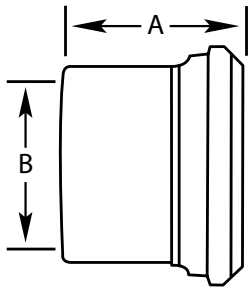
304 Item Number	Tube O.D.	A	B	C	D	316L Item Number
9A-0100-7-4	1	1.813	2.688	3.625	4.500	9A-0100-7-6
9A-0150-7-4	1.5	2.375	3.406	4.750	5.781	9A-0150-7-6
9A-0200-7-4	2	2.781	3.813	5.563	6.594	9A-0200-7-6
9A-0250-7-4	2.5	3.188	4.250	6.375	7.438	9A-0250-7-6
9A-0300-7-4	3	3.500	4.625	7.000	8.125	9A-0300-7-6
9A-0400-7-4	4	4.656	6.125	9.313	10.781	9A-0400-7-6



## 14PRF

### Short Plain Bevel Seat Ferrule

304 Item Number	Tube O.D.	A	B	316L Item Number
14PRF-0100-4	1	0.6875	0.870	14PRF-0100-6
14PRF-0150-4	1.5	0.7190	1.370	14PRF-0150-6
14PRF-0200-4	2	0.7190	1.870	14PRF-0200-6
14PRF-0250-4	2.5	0.8438	2.370	14PRF-0250-6
14PRF-0300-4	3	0.9060	2.870	14PRF-0300-6
14PRF-0400-4	4	1.2190	3.834	14PRF-0400-6



## 14A

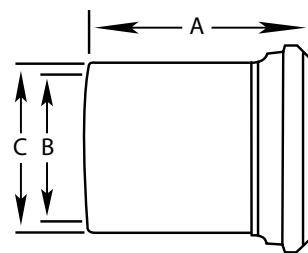
### Long Plain Bevel Seat Ferrule

304 Item Number	Tube O.D.	A	B	316L Item Number
14A-0100-4	1	1.375	0.870	14A-0100-6
14A-0150-4	1.5	1.500	1.370	14A-0150-6
14A-0200-4	2	1.500	1.870	14A-0200-6
14A-0250-4	2.5	1.750	2.370	14A-0250-6
14A-0300-4	3	1.750	2.870	14A-0300-6
14A-0400-4	4	1.750	3.834	14A-0400-6

## 14W

### Heavy Tank Spud Plain Bevel Seat Ferrule

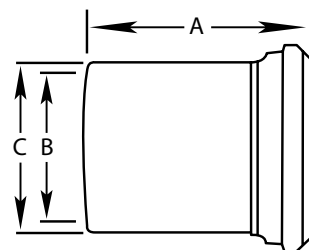
304 Item Number	Tube O.D.	A	B	C	316L Item Number
14W-0100-4	1	2.375	0.870	1.156	14W-0100-6
14W-0150-4	1.5	2.531	1.370	1.671	14W-0150-6
14W-0200-4	2	2.781	1.870	2.187	14W-0200-6
14W-0250-4	2.5	3.062	2.370	2.703	14W-0250-6
14W-0300-4	3	3.531	2.870	3.218	14W-0300-6
14W-0400-4	4	4.312	3.834	4.250	14W-0400-6



## 14WL

### Light Tank Spud Plain Bevel Seat Ferrule

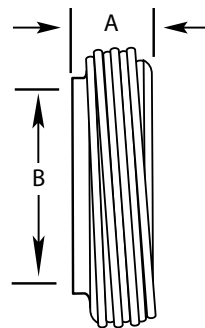
304 Item Number	Tube O.D.	A	B	C	316L Item Number
14WL-0100-4	1	2.00	0.870	1.0	14WL-0100-6
14WL-0150-4	1.5	2.25	1.370	1.5	14WL-0150-6
14WL-0200-4	2	2.50	1.870	2.0	14WL-0200-6
14WL-0250-4	2.5	2.75	2.370	2.5	14WL-0250-6
14WL-0300-4	3	3.00	2.870	3.0	14WL-0300-6
14WL-0400-4	4	4.00	3.834	4.0	14WL-0400-6

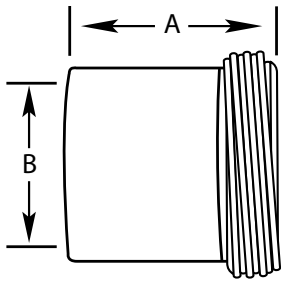


## 15TRF

### Short Threaded Bevel Seat Ferrule

304 Item Number	Tube O.D.	A	B	316L Item Number
15TRF-0100-4	1	0.6875	0.870	15TRF-0100-6
15TRF-0150-4	1.5	0.7190	1.370	15TRF-0150-6
15TRF-0200-4	2	0.7190	1.870	15TRF-0200-6
15TRF-0250-4	2.5	0.8438	2.370	15TRF-0250-6
15TRF-0300-4	3	0.9060	2.870	15TRF-0300-6
15TRF-0400-4	4	1.2190	3.834	15TRF-0400-6

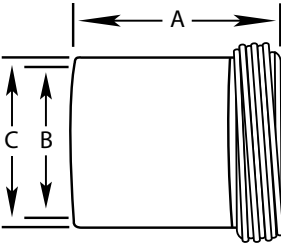




## 15A

### Long Threaded Bevel Seat Ferrule

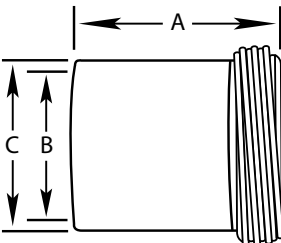
304 Item Number	Tube O.D.	A	B	316L Item Number
15A-0100-4	1	1.375	0.870	15A-0100-6
15A-0150-4	1.5	1.500	1.370	15A-0150-6
15A-0200-4	2	1.500	1.870	15A-0200-6
15A-0250-4	2.5	1.750	2.370	15A-0250-6
15A-0300-4	3	1.750	2.870	15A-0300-6
15A-0400-4	4	1.750	3.834	15A-0400-6



## 15W

### Heavy Tank Spud Threaded Bevel Seat Ferrule

304 Item Number	Tube O.D.	A	B	C	316L Item Number
15W-0100-4	1	1.500	0.870	1.250	15W-0100-6
15W-0150-4	1.5	1.625	1.370	1.750	15W-0150-6
15W-0200-4	2	1.750	1.870	2.312	15W-0200-6
15W-0250-4	2.5	1.750	2.370	2.875	15W-0250-6
15W-0300-4	3	1.812	2.870	3.375	15W-0300-6
15W-0400-4	4	2.125	3.834	4.250	15W-0400-6



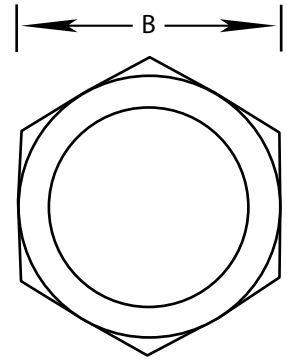
## 15WL

### Light Tank Spud Threaded Bevel Seat Ferrule

304 Item Number	Tube O.D.	A	B	C	316L Item Number
15WL-0100-4	1	2.00	0.870	1.0	15WL-0100-6
15WL-0150-4	1.5	2.25	1.370	1.5	15WL-0150-6
15WL-0200-4	2	2.50	1.870	2.0	15WL-0200-6
15WL-0250-4	2.5	2.75	2.370	2.5	15WL-0250-6
15WL-0300-4	3	3.00	2.870	3.0	15WL-0300-6
15WL-0400-4	4	4.00	3.834	4.0	15WL-0400-6

# 13H

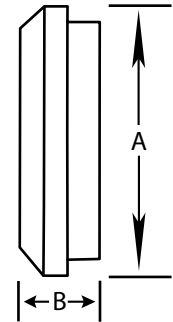
## Hex Union Nut



304 Item Number	Tube O.D.	B	316L Item Number
13H-0100-4	1	1.812	-
13H-0150-4	1.5	2.406	-
13H-0200-4	2	3.000	-
13H-0250-4	2.5	3.594	-
13H-0300-4	3	4.188	-
13H-0400-4	4	5.438	-

# 16A

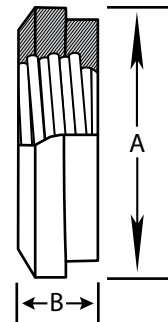
## Plain Bevel Seat Solid End Cap



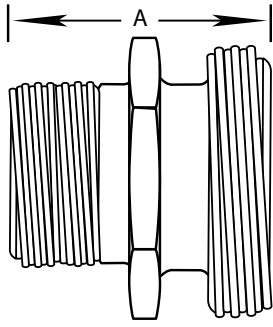
304 Item Number	Tube O.D.	A	B	316L Item Number
16A-0100-4	1	1.312	0.468	16A-0100-6
16A-0150-4	1.5	1.843	0.562	16A-0150-6
16A-0200-4	2	2.375	0.625	16A-0200-6
16A-0250-4	2.5	2.906	0.656	16A-0250-6
16A-0300-4	3	3.437	0.718	16A-0300-6
16A-0400-4	4	4.500	0.812	16A-0400-6

# 23B

## Tapped Thermometer Cap



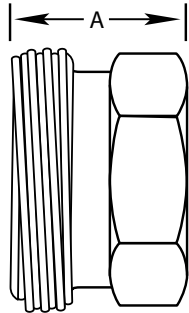
304 Item Number	Tube O.D.	A	B	316L Item Number
23B-0100-4	1	1.312	0.468	23B-0100-6
23B-0150-4	1.5	1.843	0.562	23B-0150-6
23B-0200-4	2	2.375	0.625	23B-0200-6
23B-0250-4	2.5	2.906	0.656	23B-0250-6
23B-0300-4	3	3.437	0.718	23B-0300-6
23B-0400-4	4	4.500	0.812	23B-0400-6



**21**

**Threaded Bevel Seat x Male NPT Adapter**

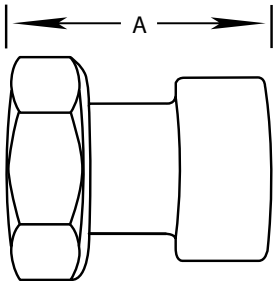
304 Item Number	Tube O.D.	A	316L Item Number
21-0100x0100-4	1 x 1	2.250	21-0100x0100-6
21-0150x0150-4	1.5 x 1.5	2.438	21-0150x0150-6
21-0200x0200-4	2 x 2	2.656	21-0200x0200-6
21-0250x0250-4	2.5 x 2.5	3.281	21-0250x0250-6
21-0300x0300-4	3 x 3	3.500	21-0300x0300-6
21-0400x0400-4	4 x 4	3.813	21-0400x0400-6



**22**

**Threaded Bevel Seat x Female NPT Adapter**

304 Item Number	Tube O.D.	A	316L Item Number
22-0100x0100-4	1 x 1	2.063	22-0100x0100-6
22-0150x0150-4	1.5 x 1.5	2.250	22-0150x0150-6
22-0200x0200-4	2 x 2	2.344	22-0200x0200-6
22-0250x0250-4	2.5 x 2.5	2.094	22-0250x0250-6
22-0300x0300-4	3 x 3	2.188	22-0300x0300-6
22-0400x0400-4	4 x 4	2.625	22-0400x0400-6



**14-18**

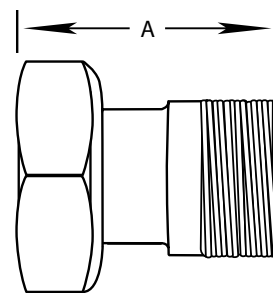
**Plain Bevel Seat with Hex Nut x Female NPT Adapter**

304 Item Number	Tube O.D.	A	316L Item Number
14-18-0100-4	1	3.125	14-18-0100-6
14-18-0150-4	1.5	3.250	14-18-0150-6
14-18-0200-4	2	3.312	14-18-0200-6
14-18-0250-4	2.5	4.062	14-18-0250-6
14-18-0300-4	3	4.250	14-18-0300-6
14-18-0400-4	4	4.312	14-18-0400-6

## 14-19

### Plain Bevel Seat with Hex Nut x Male NPT Adapter

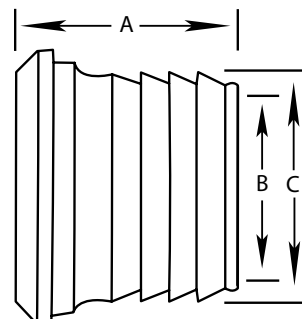
304 Item Number	Tube O.D.	A	316L Item Number
14-19-0100-4	1	3.125	14-19-0100-6
14-19-0150-4	1.5	3.250	14-19-0150-6
14-19-0200-4	2	3.312	14-19-0200-6
14-19-0250-4	2.5	4.062	14-19-0250-6
14-19-0300-4	3	4.250	14-19-0300-6
14-19-0400-4	4	4.312	14-19-0400-6



## 14AHR

### Plain Bevel Seat Rubber Hose Adapter

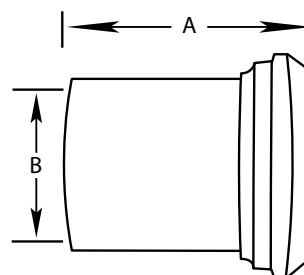
304 Item Number	Tube O.D.	A	B	C	316L Item Number
14AHR-0100-7-4	1	1.687	0.870	1.0	14AHR-0100-7-6
14AHR-0150-7-4	1.5	1.687	1.370	1.5	14AHR-0150-7-6
14AHR-0200-7-4	2	2.312	1.870	2.0	14AHR-0200-7-6
14AHR-0250-7-4	2.5	2.343	2.370	2.5	14AHR-0250-7-6
14AHR-0300-7-4	3	3.500	2.870	3.0	14AHR-0300-7-6
14AHR-0400-7-4	4	4.000	3.834	4.0	14AHR-0400-7-6

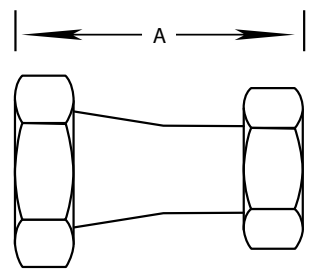
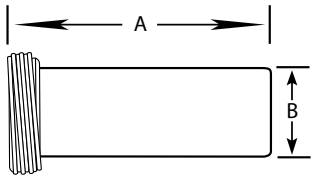
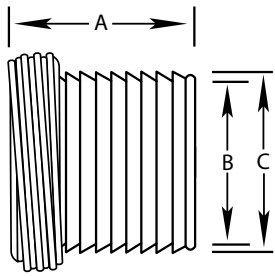


## 14AHT

### Plain Bevel Seat Tygon® Hose Adapter

304 Item Number	Tube O.D.	A	B	316L Item Number
14AHT-0100-7-4	1	4.688	1.0	14AHT-0100-7-6
14AHT-0150-7-4	1.5	4.719	1.5	14AHT-0150-7-6
14AHT-0200-7-4	2	4.719	2.0	14AHT-0200-7-6
14AHT-0250-7-4	2.5	4.844	2.5	14AHT-0250-7-6
14AHT-0300-7-4	3	4.906	3.0	14AHT-0300-7-6
14AHT-0400-7-4	4	5.218	4.0	14AHT-0400-7-6





## 15AHR

### Threaded Bevel Seat Rubber Hose Adapter

304 Item Number	Tube O.D.	A	B	C	316L Item Number
15AHR-0100-7-4	1	1.687	0.870	1.0	15AHR-0100-7-6
15AHR-0150-7-4	1.5	1.687	1.370	1.5	15AHR-0150-7-6
15AHR-0200-7-4	2	2.312	1.870	2.0	15AHR-0200-7-6
15AHR-0250-7-4	2.5	2.343	2.370	2.5	15AHR-0250-7-6
15AHR-0300-7-4	3	3.500	2.870	3.0	15AHR-0300-7-6
15AHR-0400-7-4	4	4.000	3.834	4.0	15AHR-0400-7-6

## 15AHT

### Threaded Bevel Seat Tygon® Hose Adapter

304 Item Number	Tube O.D.	A	B	316L Item Number
15AHT-0100-7-4	1	4.688	1.0	15AHT-0100-7-6
15AHT-0150-7-4	1.5	4.719	1.5	15AHT-0150-7-6
15AHT-0200-7-4	2	4.719	2.0	15AHT-0200-7-6
15AHT-0250-7-4	2.5	4.844	2.5	15AHT-0250-7-6
15AHT-0300-7-4	3	4.906	3.0	15AHT-0300-7-6
15AHT-0400-7-4	4	5.218	4.0	15AHT-0400-7-6

## 3114F

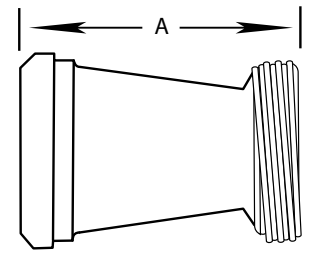
### Plain Bevel Seat x Plain Bevel Seat Concentric Reducer with Hex Nut

304 Item Number	Tube O.D.	A	316L Item Number
3114F-0150X0100-7-4	1.5 x 1	4.062	3114F-0150X0100-7-6
3114F-0200X0100-7-4	2 x 1	6.093	3114F-0200X0100-7-6
3114F-0200X0150-7-4	2 x 1.5	4.218	3114F-0200X0150-7-6
3114F-0250X0150-7-4	2.5 x 1.5	6.343	3114F-0250X0150-7-6
3114F-0250X0200-7-4	2.5 x 2	4.343	3114F-0250X0200-7-6
3114F-0300X0200-7-4	3 x 2	6.437	3114F-0300X0200-7-6
3114F-0300X0250-7-4	3 x 2.5	4.687	3114F-0300X0250-7-6
3114F-0400X0250-7-4	4 x 2.5	8.750	3114F-0400X0250-7-6
3114F-0400X0300-7-4	4 x 3	6.750	3114F-0400X0300-7-6

## 3115F

### Plain Bevel Seat x Threaded Bevel Seat Concentric Reducer

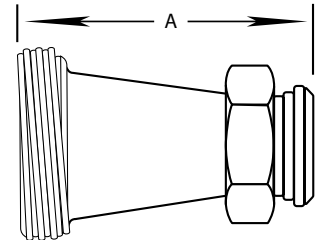
304 Item Number	Tube O.D.	A	316L Item Number
3115F-0150X0100-7-4	1.5 x 1	3.375	3115F-0150X0100-7-6
3115F-0200X0100-7-4	2 x 1	5.406	3115F-0200X0100-7-6
3115F-0200X0150-7-4	2 x 1.5	3.406	3115F-0200X0150-7-6
3115F-0250X0150-7-4	2.5 x 1.5	5.531	3115F-0250X0150-7-6
3115F-0250X0200-7-4	2.5 x 2	3.562	3115F-0250X0200-7-6
3115F-0300X0200-7-4	3 x 2	5.656	3115F-0300X0200-7-6
3115F-0300X0250-7-4	3 x 2.5	3.781	3115F-0300X0250-7-6
3115F-0400X0250-7-4	4 x 2.5	7.843	3115F-0400X0250-7-6
3115F-0400X0300-7-4	4 x 3	5.937	3115F-0400X0300-7-6

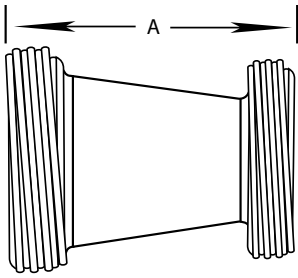


## 31TP

### Threaded Bevel Seat x Plain Bevel Seat Concentric Reducer with Hex Nut

304 Item Number	Tube O.D.	A	316L Item Number
31TP-0150X0100-7-4	1.5 x 1	4.062	31TP-0150X0100-7-6
31TP-0200X0100-7-4	2 x 1	6.093	31TP-0200X0100-7-6
31TP-0200X0150-7-4	2 x 1.5	4.218	31TP-0200X0150-7-6
31TP-0250X0150-7-4	2.5 x 1.5	6.343	31TP-0250X0150-7-6
31TP-0250X0200-7-4	2.5 x 2	4.343	31TP-0250X0200-7-6
31TP-0300X0200-7-4	3 x 2	6.437	31TP-0300X0200-7-6
31TP-0300X0250-7-4	3 x 2.5	4.687	31TP-0300X0250-7-6
31TP-0400X0250-7-4	4 x 2.5	8.750	31TP-0400X0250-7-6
31TP-0400X0300-7-4	4 x 3	6.750	31TP-0400X0300-7-6

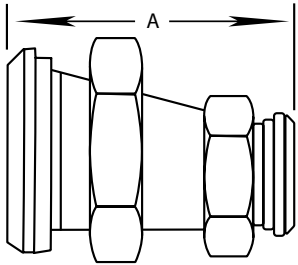




## 31TT

### Threaded Bevel Seat x Threaded Bevel Seat Concentric Reducer

304 Item Number	Tube O.D.	A	316L Item Number
31TT-0150X0100-7-4	1.5 x 1	3.375	31TT-0150X0100-7-6
31TT-0200X0100-7-4	2 x 1	5.406	31TT-0200X0100-7-6
31TT-0200X0150-7-4	2 x 1.5	3.406	31TT-0200X0150-7-6
31TT-0250X0150-7-4	2.5 x 1.5	5.531	31TT-0250X0150-7-6
31TT-0250X0200-7-4	2.5 x 2	3.562	31TT-0250X0200-7-6
31TT-0300X0200-7-4	3 x 2	5.656	31TT-0300X0200-7-6
31TT-0300X0250-7-4	3 x 2.5	3.781	31TT-0300X0250-7-6
31TT-0400X0250-7-4	4 x 2.5	7.843	31TT-0400X0250-7-6
31TT-0400X0300-7-4	4 x 3	5.937	31TT-0400X0300-7-6



## 3214F

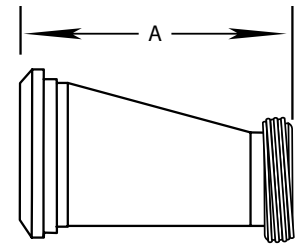
### Plain Bevel Seat x Plain Bevel Seat Eccentric Reducer with Hex Nut

304 Item Number	Tube O.D.	A	316L Item Number
3214F-0150X0100-7-4	1.5 x 1	4.062	3214F-0150X0100-7-6
3214F-0200X0100-7-4	2 x 1	6.093	3214F-0200X0100-7-6
3214F-0200X0150-7-4	2 x 1.5	4.218	3214F-0200X0150-7-6
3214F-0250X0150-7-4	2.5 x 1.5	6.343	3214F-0250X0150-7-6
3214F-0250X0200-7-4	2.5 x 2	4.343	3214F-0250X0200-7-6
3214F-0300X0200-7-4	3 x 2	6.437	3214F-0300X0200-7-6
3214F-0300X0250-7-4	3 x 2.5	4.687	3214F-0300X0250-7-6
3214F-0400X0200-7-4	4 x 2	10.500	3214F-0400X0200-7-6
3214F-0400X0250-7-4	4 x 2.5	8.750	3214F-0400X0250-7-6
3214F-0400X0300-7-4	4 x 3	6.750	3214F-0400X0300-7-6

## 3215F

### Plain Bevel Seat x Threaded Bevel Seat Eccentric Reducer

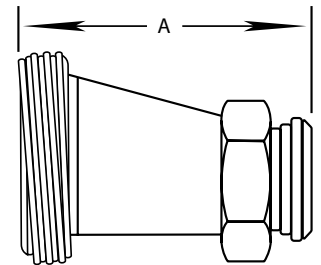
304 Item Number	Tube O.D.	A	316L Item Number
3215F-0150X0100-7-4	1.5 x 1	3.375	3215F-0150X0100-7-6
3215F-0200X0100-7-4	2 x 1	5.406	3215F-0200X0100-7-6
3215F-0200X0150-7-4	2 x 1.5	3.406	3215F-0200X0150-7-6
3215F-0250X0150-7-4	2.5 x 1.5	5.531	3215F-0250X0150-7-6
3215F-0250X0200-7-4	2.5 x 2	3.562	3215F-0250X0200-7-6
3215F-0300X0200-7-4	3 x 2	5.656	3215F-0300X0200-7-6
3215F-0300X0250-7-4	3 x 2.5	3.781	3215F-0300X0250-7-6
3215F-0400X0200-7-4	4 x 2	9.718	3215F-0400X0200-7-6
3215F-0400X0250-7-4	4 x 2.5	7.843	3215F-0400X0250-7-6
3215F-0400X0300-7-4	4 x 3	5.937	3215F-0400X0300-7-6

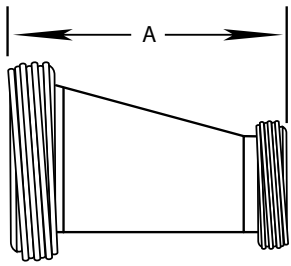


## 32TP

### Threaded Bevel Seat x Plain Bevel Seat Eccentric Reducer with Hex Nut

304 Item Number	Tube O.D.	A	316L Item Number
32TP-0150X0100-7-4	1.5 x 1	4.062	32TP-0150X0100-7-6
32TP-0200X0100-7-4	2 x 1	6.093	32TP-0200X0100-7-6
32TP-0200X0150-7-4	2 x 1.5	4.218	32TP-0200X0150-7-6
32TP-0250X0150-7-4	2.5 x 1.5	6.343	32TP-0250X0150-7-6
32TP-0250X0200-7-4	2.5 x 2	4.343	32TP-0250X0200-7-6
32TP-0300X0200-7-4	3 x 2	6.437	32TP-0300X0200-7-6
32TP-0300X0250-7-4	3 x 2.5	4.687	32TP-0300X0250-7-6
32TP-0400X0200-7-4	4 x 2	10.500	32TP-0400X0200-7-6
32TP-0400X0250-7-4	4 x 2.5	8.750	32TP-0400X0250-7-6
32TP-0400X0300-7-4	4 x 3	6.750	32TP-0400X0300-7-6

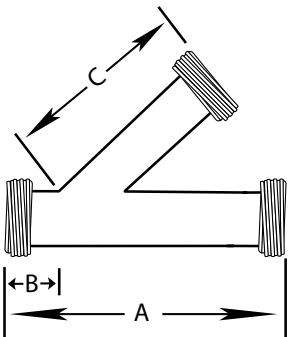




## 32TT

### Threaded Bevel Seat x Threaded Bevel Seat Eccentric Reducer

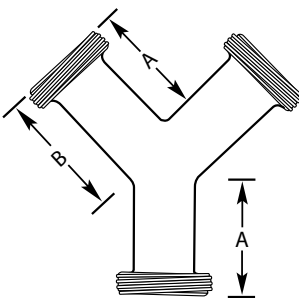
304 Item Number	Tube O.D.	A	316L Item Number
32TT-0150X0100-7-4	1.5 x 1	3.375	32TT-0150X0100-7-6
32TT-0200X0100-7-4	2 x 1	5.406	32TT-0200X0100-7-6
32TT-0200X0150-7-4	2 x 1.5	3.406	32TT-0200X0150-7-6
32TT-0250X0150-7-4	2.5 x 1.5	5.531	32TT-0250X0150-7-6
32TT-0250X0200-7-4	2.5 x 2	3.562	32TT-0250X0200-7-6
32TT-0300X0200-7-4	3 x 2	5.656	32TT-0300X0200-7-6
32TT-0300X0250-7-4	3 x 2.5	3.781	32TT-0300X0250-7-6
32TT-0400X0200-7-4	4 x 2	9.718	32TT-0400X0200-7-6
32TT-0400X0250-7-4	4 x 2.5	7.843	32TT-0400X0250-7-6
32TT-0400X0300-7-4	4 x 3	5.937	32TT-0400X0300-7-6



## 28A

### Threaded Bevel Seat Lateral "Y"

304 Item Number	Tube O.D.	A	B	C	316L Item Number
28A-0100-7-4	1	7.436	1.718	5.718	28A-0100-7-6
28A-0150-7-4	1.5	8.810	1.905	6.905	28A-0150-7-6
28A-0200-7-4	2	10.250	2.375	7.805	28A-0200-7-6
28A-0250-7-4	2.5	11.750	2.375	9.375	28A-0250-7-6
28A-0300-7-4	3	12.562	2.781	9.781	28A-0300-7-6
28A-0400-7-4	4	14.874	3.093	11.781	28A-0400-7-6



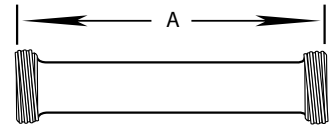
## 28B

### Threaded Bevel Seat True "Y"

304 Item Number	Tube O.D.	A	B	316L Item Number
28B-0100-7-4	1	2.718	3.156	28B-0100-7-6
28B-0150-7-4	1.5	2.718	3.156	28B-0150-7-6
28B-0200-7-4	2	3.375	4.000	28B-0200-7-6
28B-0250-7-4	2.5	4.245	5.000	28B-0250-7-6
28B-0300-7-4	3	4.906	5.781	28B-0300-7-6
28B-0400-7-4	4	6.406	6.406	28B-0400-7-6

## 17C

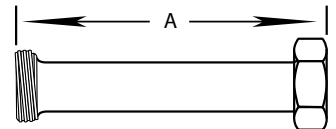
### Threaded Bevel Seat x Threaded Bevel Seat Tube Assembly



304 Item Number	Tube O.D.	Minimum Length A	316L Item Number
17C-0100-***-7-4	1	1.375	17C-0100-***-7-6
17C-0150-***-7-4	1.5	1.437	17C-0150-***-7-6
17C-0200-***-7-4	2	1.437	17C-0200-***-7-6
17C-0250-***-7-4	2.5	1.687	17C-0250-***-7-6
17C-0300-***-7-4	3	1.812	17C-0300-***-7-6
17C-0400-***-7-4	4	2.437	17C-0400-***-7-6

## 17D

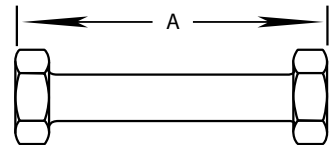
### Threaded Bevel Seat x Plain Bevel Seat with Hex Nut Tube Adapter



304 Item Number	Tube O.D.	Minimum Length A	316L Item Number
17D-0100-***-7-4	1	2.875	17D-0100-***-7-6
17D-0150-***-7-4	1.5	3.125	17D-0150-***-7-6
17D-0200-***-7-4	2	3.375	17D-0200-***-7-6
17D-0250-***-7-4	2.5	3.750	17D-0250-***-7-6
17D-0300-***-7-4	3	3.875	17D-0300-***-7-6
17D-0400-***-7-4	4	4.625	17D-0400-***-7-6

## 17E

### Plain Bevel Seat x Plain Bevel Seat with Hex Nut Tube Adapter



304 Item Number	Tube O.D.	Minimum Length A	316L Item Number
17E-0100-***-7-4	1	2.875	17E-0100-***-7-6
17E-0150-***-7-4	1.5	3.125	17E-0150-***-7-6
17E-0200-***-7-4	2	3.375	17E-0200-***-7-6
17E-0250-***-7-4	2.5	3.750	17E-0250-***-7-6
17E-0300-***-7-4	3	3.875	17E-0300-***-7-6
17E-0400-***-7-4	4	4.625	17E-0400-***-7-6








# APN

Where precision and value take form



STANDARD AND CUSTOM STAINLESS STEEL TUBE FITTINGS

BPE FITTINGS

CONTENTS		Bevel Seat Fittings
		BPE Fittings
		Clamp Fittings
		I-Line Fittings
		John Perry Fittings
		Sanitary Butt weld Fittings
		Tube O.D. Fittings

Call toll-free to order: 877.276.7766 • [www.apn-inc.net](http://www.apn-inc.net)

## 14AM7-BPE

### Automatic Weld Ferrule

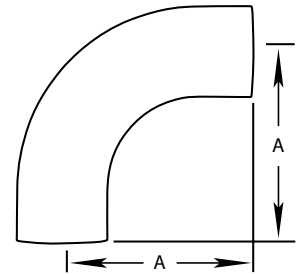
Size	A	Surface Finish	316L Item Number
.5 in 12.7 mm	1.75 in 44.5 mm	20ID/32OD	S14AM-BPE-0050-PL-6
.75 in 19.0 mm	1.75 in 44.5 mm	20ID/32OD	S14AM-BPE-0075-PL-6
1 in 25.4 mm	1.75 in 44.5 mm	20ID/32OD	S14AM-BPE-0100-PL-6
1.5 in 38.1 mm	1.75 in 44.5 mm	20ID/32OD	S14AM-BPE-0150-PL-6
2 in 50.8 mm	2.250 in 57.2 mm	20ID/32OD	S14AM-BPE-0200-PL-6
2.5 in 63.5 mm	2.250 in 57.2 mm	20ID/32OD	S14AM-BPE-0250-PL-6
3 in 76.2 mm	2.250 in 57.2 mm	20ID/32OD	S14AM-BPE-0300-PL-6
4 in 101.6 mm	2.250 in 57.2 mm	20ID/32OD	S14AM-BPE-0400-PL-6
6 in 152.4 mm	3.00 in 76.2 mm	20ID/32OD	S14AM-BPE-0600-PL-6



## 2S-BPE

### 90° Buttweld Elbow

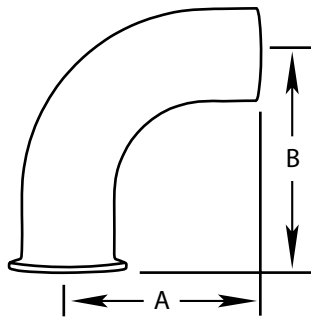
Size	A	Surface Finish	316L Item Number
.5 in 12.7 mm	3.00 in 76.2 mm	20ID/UNPOL OD	2S-BPE-0050-PC-6
.5 in 12.7 mm	3.00 in 76.2 mm	20ID/32OD	2S-BPE-0050-PL-6
.75 in 19.0 mm	3.00 in 76.2 mm	20ID/UNPOL OD	2S-BPE-0075-PC-6
.75 in 19.0 mm	3.00 in 76.2 mm	20ID/32OD	2S-BPE-0075-PL-6
1 in 25.4 mm	3.00 in 76.2 mm	20ID/UNPOL OD	2S-BPE-0100-PC-6
1 in 25.4 mm	3.00 in 76.2 mm	20ID/32OD	2S-BPE-0100-PL-6
1.5 in 38.1 mm	3.75 in 95.3 mm	20ID/UNPOL OD	2S-BPE-0150-PC-6
1.5 in 38.1 mm	3.75 in 95.3 mm	20ID/32OD	2S-BPE-0150-PL-6
2 in 50.8 mm	4.750 in 120.7 mm	20ID/UNPOL OD	2S-BPE-0200-PC-6
2 in 50.8 mm	4.750 in 120.7 mm	20ID/32OD	2S-BPE-0200-PL-6
2.5 in 63.5 mm	5.50 in 139.7 mm	20ID/UNPOL OD	2S-BPE-0250-PC-6
2.5 in 63.5 mm	5.50 in 139.7 mm	20ID/32OD	2S-BPE-0250-PL-6
3 in 76.2 mm	6.25 in 158.8 mm	20ID/UNPOL OD	2S-BPE-0300-PC-6
3 in 76.2 mm	6.25 in 158.8 mm	20ID/32OD	2S-BPE-0300-PL-6
4 in 101.6 mm	8.00 in 203.2 mm	20ID/UNPOL OD	2S-BPE-0400-PC-6
4 in 101.6 mm	8.00 in 203.2 mm	20ID/32OD	2S-BPE-0400-PL-6
6 in 152.4 mm	11.50 in 292.1 mm	20ID/UNPOL OD	2S-BPE-0600-PC-6
6 in 152.4 mm	11.50 in 292.1 mm	20ID/32OD	2S-BPE-0600-PL-6



## 2CM-BPE

### Clamp x Weld 90° Elbow

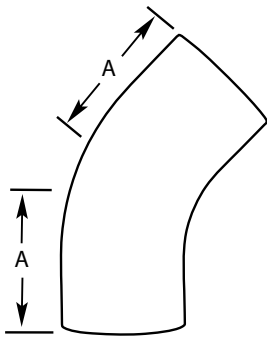
Size	A	B	Surface Finish	316L Item Number
.5 in 12.7 mm	3.00 in 76.2 mm	1.625 in 41.3 mm	20ID/UNPOL OD	2CM-BPE-0050-PC-6
.5 in 12.7 mm	3.00 in 76.2 mm	1.625 in 41.3 mm	20ID/32OD	2CM-BPE-0050-PL-6
.75 in 19.0 mm	3.00 in 76.2 mm	1.625 in 41.3 mm	20ID/UNPOL OD	2CM-BPE-0075-PC-6
.75 in 19.0 mm	3.00 in 76.2 mm	1.625 in 41.3 mm	20ID/32OD	2CM-BPE-0075-PL-6
1 in 25.4 mm	3.00 in 76.2 mm	2.00 in 50.8 mm	20ID/UNPOL OD	2CM-BPE-0100-PC-6
1 in 25.4 mm	3.00 in 76.2 mm	2.00 in 50.8 mm	20ID/32OD	2CM-BPE-0100-PL-6
1.5 in 38.1 mm	3.75 in 95.3 mm	2.75 in 69.9 mm	20ID/UNPOL OD	2CM-BPE-0150-PC-6
1.5 in 38.1 mm	3.75 in 95.3 mm	2.75 in 69.9 mm	20ID/32OD	2CM-BPE-0150-PL-6
2 in 50.8 mm	4.750 in 120.7 mm	3.50 in 88.9 mm	20ID/UNPOL OD	2CM-BPE-0200-PC-6
2 in 50.8 mm	4.750 in 120.7 mm	3.50 in 88.9 mm	20ID/32OD	2CM-BPE-0200-PL-6
2.5 in 63.5 mm	5.50 in 139.7 mm	4.25 in 108.0 mm	20ID/UNPOL OD	2CM-BPE-0250-PC-6
2.5 in 63.5 mm	5.50 in 139.7 mm	4.25 in 108.0 mm	20ID/32OD	2CM-BPE-0250-PL-6
3 in 76.2 mm	6.25 in 158.8 mm	5.00 in 127.0 mm	20ID/UNPOL OD	2CM-BPE-0300-PC-6
3 in 76.2 mm	6.25 in 158.8 mm	5.00 in 127.0 mm	20ID/32OD	2CM-BPE-0300-PL-6
4 in 101.6 mm	8.00 in 203.2 mm	6.625 in 168.3 mm	20ID/UNPOL OD	2CM-BPE-0400-PC-6
4 in 101.6 mm	8.00 in 203.2 mm	6.625 in 168.3 mm	20ID/32OD	2CM-BPE-0400-PL-6
6 in 152.4 mm	11.50 in 292.1 mm	10.50 in 266.7 mm	20ID/UNPOL OD	2CM-BPE-0600-PC-6
6 in 152.4 mm	11.50 in 292.1 mm	10.50 in 266.7 mm	20ID/32OD	2CM-BPE-0600-PL-6



## 2KS-BPE

### Buttweld 45° Elbow

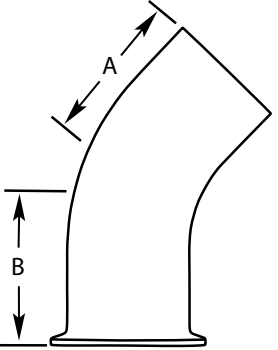
Size	A	Surface Finish	316L Item Number
.5 in 12.7 mm	2.250 in 57.2 mm	20ID/UNPOL OD	2KS-BPE-0050-PC-6
.5 in 12.7 mm	2.250 in 57.2 mm	20ID/32OD	2KS-BPE-0050-PL-6
.75 in 19.0 mm	2.250 in 57.2 mm	20ID/UNPOL OD	2KS-BPE-0075-PC-6
.75 in 19.0 mm	2.250 in 57.2 mm	20ID/32OD	2KS-BPE-0075-PL-6
1 in 25.4 mm	2.250 in 57.2 mm	20ID/UNPOL OD	2KS-BPE-0100-PC-6
1 in 25.4 mm	2.250 in 57.2 mm	20ID/32OD	2KS-BPE-0100-PL-6
1.5 in 38.1 mm	2.50 in 63.5 mm	20ID/UNPOL OD	2KS-BPE-0150-PC-6
1.5 in 38.1 mm	2.50 in 63.5 mm	20ID/32OD	2KS-BPE-0150-PL-6
2 in 50.8 mm	3.00 in 76.2 mm	20ID/UNPOL OD	2KS-BPE-0200-PC-6
2 in 50.8 mm	3.00 in 76.2 mm	20ID/32OD	2KS-BPE-0200-PL-6
2.5 in 63.5 mm	3.375 in 85.7 mm	20ID/UNPOL OD	2KS-BPE-0250-PC-6
2.5 in 63.5 mm	3.375 in 85.7 mm	20ID/32OD	2KS-BPE-0250-PL-6
3 in 76.2 mm	3.625 in 92.1 mm	20ID/UNPOL OD	2KS-BPE-0300-PC-6
3 in 76.2 mm	3.625 in 92.1 mm	20ID/32OD	2KS-BPE-0300-PL-6
4 in 101.6 mm	4.50 in 114.3 mm	20ID/UNPOL OD	2KS-BPE-0400-PC-6
4 in 101.6 mm	4.50 in 114.3 mm	20ID/32OD	2KS-BPE-0400-PL-6
6 in 152.4 mm	6.25 in 158.8 mm	20ID/UNPOL OD	2KS-BPE-0600-PC-6
6 in 152.4 mm	6.25 in 158.8 mm	20ID/32OD	2KS-BPE-0600-PL-6



# 2KM-BPE

## Clamp x Weld 45° Elbow

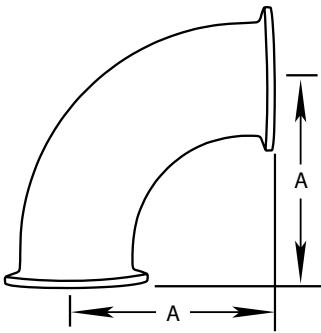
Size	A	B	Surface Finish	316L Item Number
.5 in 12.7 mm	2.250 in 57.2 mm	1.00 in 25.4 mm	20ID/UNPOL OD	2KM-BPE-0050-PC-6
.5 in 12.7 mm	2.250 in 57.2 mm	1.00 in 25.4 mm	20ID/32OD	2KM-BPE-0050-PL-6
.75 in 19.0 mm	2.250 in 57.2 mm	1.00 in 25.4 mm	20ID/UNPOL OD	2KM-BPE-0075-PC-6
.75 in 19.0 mm	2.250 in 57.2 mm	1.00 in 25.4 mm	20ID/32OD	2KM-BPE-0075-PL-6
1 in 25.4 mm	2.250 in 57.2 mm	1.125 in 28.6 mm	20ID/UNPOL OD	2KM-BPE-0100-PC-6
1 in 25.4 mm	2.250 in 57.2 mm	1.125 in 28.6 mm	20ID/32OD	2KM-BPE-0100-PL-6
1.5 in 38.1 mm	2.50 in 63.5 mm	1.438 in 36.5 mm	20ID/UNPOL OD	2KM-BPE-0150-PC-6
1.5 in 38.1 mm	2.50 in 63.5 mm	1.438 in 36.5 mm	20ID/32OD	2KM-BPE-0150-PL-6
2 in 50.8 mm	3.00 in 76.2 mm	1.750 in 44.5 mm	20ID/UNPOL OD	2KM-BPE-0200-PC-6
2 in 50.8 mm	3.00 in 76.2 mm	1.750 in 44.5 mm	20ID/32OD	2KM-BPE-0200-PL-6
2.5 in 63.5 mm	3.375 in 85.7 mm	2.063 in 52.4 mm	20ID/UNPOL OD	2KM-BPE-0250-PC-6
2.5 in 63.5 mm	3.375 in 85.7 mm	2.063 in 52.4 mm	20ID/32OD	2KM-BPE-0250-PL-6
3 in 76.2 mm	3.625 in 92.1 mm	2.375 in 60.3 mm	20ID/UNPOL OD	2KM-BPE-0300-PC-6
3 in 76.2 mm	3.625 in 92.1 mm	2.375 in 60.3 mm	20ID/32OD	2KM-BPE-0300-PL-6
4 in 101.6 mm	4.50 in 114.3 mm	3.125 in 79.4 mm	20ID/UNPOL OD	2KM-BPE-0400-PC-6
4 in 101.6 mm	4.50 in 114.3 mm	3.125 in 79.4 mm	20ID/32OD	2KM-BPE-0400-PL-6



# 2CMP-BPE

## 90° Clamp Elbow

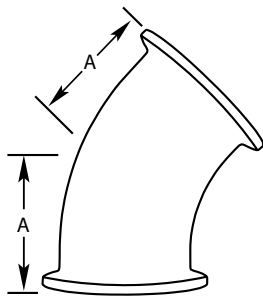
Size	A	Surface Finish	316L Item Number
.5 in 12.7 mm	1.625 in 41.3 mm	20ID/UNPOL OD	2CMP-BPE-0050-PC-6
.5 in 12.7 mm	1.625 in 41.3 mm	20ID/32OD	2CMP-BPE-0050-PL-6
.75 in 19.0 mm	1.625 in 41.3 mm	20ID/UNPOL OD	2CMP-BPE-0075-PC-6
.75 in 19.0 mm	1.625 in 41.3 mm	20ID/32OD	2CMP-BPE-0075-PL-6
1 in 25.4 mm	2.00 in 50.8 mm	20ID/UNPOL OD	2CMP-BPE-0100-PC-6
1 in 25.4 mm	2.00 in 50.8 mm	20ID/32OD	2CMP-BPE-0100-PL-6
1.5 in 38.1 mm	2.75 in 69.9 mm	20ID/UNPOL OD	2CMP-BPE-0150-PC-6
1.5 in 38.1 mm	2.75 in 69.9 mm	20ID/32OD	2CMP-BPE-0150-PL-6
2 in 50.8 mm	3.50 in 88.9 mm	20ID/UNPOL OD	2CMP-BPE-0200-PC-6
2 in 50.8 mm	3.50 in 88.9 mm	20ID/32OD	2CMP-BPE-0200-PL-6
2.5 in 63.5 mm	4.25 in 108.0 mm	20ID/UNPOL OD	2CMP-BPE-0250-PC-6
2.5 in 63.5 mm	4.25 in 108.0 mm	20ID/32OD	2CMP-BPE-0250-PL-6
3 in 76.2 mm	5.00 in 127.0 mm	20ID/UNPOL OD	2CMP-BPE-0300-PC-6
3 in 76.2 mm	5.00 in 127.0 mm	20ID/32OD	2CMP-BPE-0300-PL-6
4 in 101.6 mm	6.625 in 168.3 mm	20ID/UNPOL OD	2CMP-BPE-0400-PC-6
4 in 101.6 mm	6.625 in 168.3 mm	20ID/32OD	2CMP-BPE-0400-PL-6
6 in 152.4 mm	10.50 in 266.7 mm	20ID/UNPOL OD	2CMP-BPE-0600-PC-6
6 in 152.4 mm	10.50 in 266.7 mm	20ID/32OD	2CMP-BPE-0600-PL-6



# 2KMP-BPE

## 45° Clamp Elbow

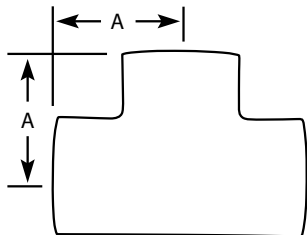
Size	A	Surface Finish	316L Item Number
.5 in 12.7 mm	1.00 in 25.4 mm	20ID/UNPOL OD	2KMP-BPE-0050-PC-6
.5 in 12.7 mm	1.00 in 25.4 mm	20ID/32OD	2KMP-BPE-0050-PL-6
.75 in 19.0 mm	1.00 in 25.4 mm	20ID/UNPOL OD	2KMP-BPE-0075-PC-6
.75 in 19.0 mm	1.00 in 25.4 mm	20ID/32OD	2KMP-BPE-0075-PL-6
1 in 25.4 mm	1.125 in 28.6 mm	20ID/UNPOL OD	2KMP-BPE-0100-PC-6
1 in 25.4 mm	1.125 in 28.6 mm	20ID/32OD	2KMP-BPE-0100-PL-6
1.5 in 38.1 mm	1.438 in 36.5 mm	20ID/UNPOL OD	2KMP-BPE-0150-PC-6
1.5 in 38.1 mm	1.438 in 36.5 mm	20ID/32OD	2KMP-BPE-0150-PL-6
2 in 50.8 mm	1.75 in 44.5 mm	20ID/UNPOL OD	2KMP-BPE-0200-PC-6
2 in 50.8 mm	1.75 in 44.5 mm	20ID/32OD	2KMP-BPE-0200-PL-6
2.5 in 63.5 mm	2.063 in 52.4 mm	20ID/UNPOL OD	2KMP-BPE-0250-PC-6
2.5 in 63.5 mm	2.063 in 52.4 mm	20ID/32OD	2KMP-BPE-0250-PL-6
3 in 76.2 mm	2.375 in 60.3 mm	20ID/UNPOL OD	2KMP-BPE-0300-PC-6
3 in 76.2 mm	2.375 in 60.3 mm	20ID/32OD	2KMP-BPE-0300-PL-6
4 in 101.6 mm	3.125 in 79.4 mm	20ID/UNPOL OD	2KMP-BPE-0400-PC-6
4 in 101.6 mm	3.125 in 79.4 mm	20ID/32OD	2KMP-BPE-0400-PL-6
6 in 152.4 mm	5.25 in 133.4 mm	20ID/UNPOL OD	2KMP-BPE-0600-PC-6
6 in 152.4 mm	5.25 in 133.4 mm	20ID/32OD	2KMP-BPE-0600-PL-6



# 7WWW-BPE

## Buttweld Equal Tee

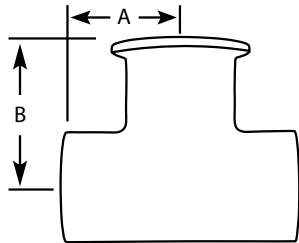
Size	A	Surface Finish	316L Item Number
.5 in 12.7 mm	1.875 in 47.6 mm	20ID/UNPOL OD	7WWW-BPE-0050-PC-6
.5 in 12.7 mm	1.875 in 47.6 mm	20ID/32OD	7WWW-BPE-0050-PL-6
.75 in 19.0 mm	2.00 in 50.8 mm	20ID/UNPOL OD	7WWW-BPE-0075-PC-6
.75 in 19.0 mm	2.00 in 50.8 mm	20ID/32OD	7WWW-BPE-0075-PL-6
1 in 25.4 mm	2.125 in 54.0 mm	20ID/UNPOL OD	7WWW-BPE-0100-PC-6
1 in 25.4 mm	2.125 in 54.0 mm	20ID/32OD	7WWW-BPE-0100-PL-6
1.5 in 38.1 mm	2.375 in 60.3 mm	20ID/UNPOL OD	7WWW-BPE-0150-PC-6
1.5 in 38.1 mm	2.375 in 60.3 mm	20ID/32OD	7WWW-BPE-0150-PL-6
2 in 50.8 mm	2.875 in 73.0 mm	20ID/UNPOL OD	7WWW-BPE-0200-PC-6
2 in 50.8 mm	2.875 in 73.0 mm	20ID/32OD	7WWW-BPE-0200-PL-6
2.5 in 63.5 mm	3.125 in 79.4 mm	20ID/UNPOL OD	7WWW-BPE-0250-PC-6
2.5 in 63.5 mm	3.125 in 79.4 mm	20ID/32OD	7WWW-BPE-0250-PL-6
3 in 76.2 mm	3.375 in 85.7 mm	20ID/UNPOL OD	7WWW-BPE-0300-PC-6
3 in 76.2 mm	3.375 in 85.7 mm	20ID/32OD	7WWW-BPE-0300-PL-6
4 in 101.6 mm	4.125 in 104.8 mm	20ID/UNPOL OD	7WWW-BPE-0400-PC-6
4 in 101.6 mm	4.125 in 104.8 mm	20ID/32OD	7WWW-BPE-0400-PL-6
6 in 152.4 mm	5.625 in 142.9 mm	20ID/UNPOL OD	7WWW-BPE-0600-PC-6
6 in 152.4 mm	5.625 in 142.9 mm	20ID/32OD	7WWW-BPE-0600-PL-6



# 7WWM-BPE

## Weld x Weld x Clamp Branch Tees

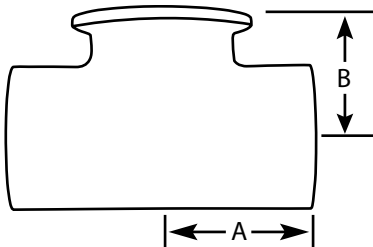
Size	A	B	Surface Finish	316L Item Number
.5 in 12.7 mm	1.875 in 47.6 mm	2.25 in 57.2 mm	20ID/UNPOL OD	7WWM-BPE-0050-PC-6
.5 in 12.7 mm	1.875 in 47.6 mm	2.25 in 57.2 mm	20ID/32OD	7WWM-BPE-0050-PL-6
.75 in 19.0 mm	2.00 in 50.8 mm	2.375 in 60.3 mm	20ID/UNPOL OD	7WWM-BPE-0075-PC-6
.75 in 19.0 mm	2.00 in 50.8 mm	2.375 in 60.3 mm	20ID/32OD	7WWM-BPE-0075-PL-6
1 in 25.4 mm	2.125 in 54.0 mm	2.625 in 66.7 mm	20ID/UNPOL OD	7WWM-BPE-0100-PC-6
1 in 25.4 mm	2.125 in 54.0 mm	2.625 in 66.7mm	20ID/32OD	7WWM-BPE-0100-PL-6
1.5 in 38.1 mm	2.375 in 60.3 mm	2.875 in 73.0 mm	20ID/UNPOL OD	7WWM-BPE-0150-PC-6
1.5 in 38.1 mm	2.375 in 60.3 mm	2.875 in 73.0 mm	20ID/32OD	7WWM-BPE-0150-PL-6
2 in 50.8 mm	2.875 in 73.0 mm	3.375 in 85.7 mm	20ID/UNPOL OD	7WWM-BPE-0200-PC-6
2 in 50.8 mm	2.875 in 73.0 mm	3.375 in 85.7 mm	20ID/32OD	7WWM-BPE-0200-PL-6
2.5 in 63.5 mm	3.125 in 79.4 mm	3.625 in 92.1 mm	20ID/UNPOL OD	7WWM-BPE-0250-PC-6
2.5 in 63.5 mm	3.125 in 79.4 mm	3.625 in 92.1 mm	20ID/32OD	7WWM-BPE-0250-PL-6
3 in 76.2 mm	3.375 in 85.7 mm	3.875 in 98.4 mm	20ID/UNPOL OD	7WWM-BPE-0300-PC-6
3 in 76.2 mm	3.375 in 85.7 mm	3.875 in 98.4 mm	20ID/32OD	7WWM-BPE-0300-PL-6
4 in 101.6 mm	4.125 in 104.8 mm	4.75 in 120.7 mm	20ID/UNPOL OD	7WWM-BPE-0400-PC-6
4 in 101.6 mm	4.125 in 104.8 mm	4.75 in 120.7 mm	20ID/32OD	7WWM-BPE-0400-PL-6



# 7WWM-S-BPE

## Weld x Weld x Short Clamp Branch Tee

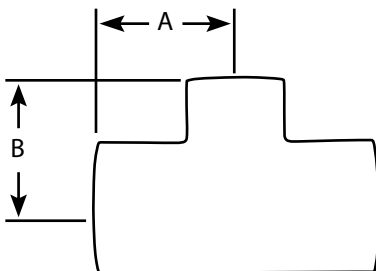
Size	A	B	Surface Finish	316L Item Number
.5 in 12.7 mm	1.875 in 47.6 mm	1.00 in 25.4 mm	20ID/UNPOL OD	7WWM-S-BPE-0050-PC-6
.5 in 12.7 mm	1.875 in 47.6 mm	1.00 in 25.4 mm	20ID/32OD	7WWM-S-BPE-0050-PL-6
.75 in 19.0 mm	2.00 in 50.8 mm	1.125 in 28.6 mm	20ID/UNPOL OD	7WWM-S-BPE-0075-PC-6
.75 in 19.0 mm	2.00 in 50.8 mm	1.125 in 28.6 mm	20ID/32OD	7WWM-S-BPE-0075-PL-6
1 in 25.4 mm	2.125 in 54.0 mm	1.125 in 28.6 mm	20ID/UNPOL OD	7WWM-S-BPE-0100-PC-6
1 in 25.4 mm	2.125 in 54.0 mm	1.125 in 28.6 mm	20ID/32OD	7WWM-S-BPE-0100-PL-6
1.5 in 38.1 mm	2.375 in 60.3 mm	1.375 in 34.9 mm	20ID/UNPOL OD	7WWM-S-BPE-0150-PC-6
1.5 in 38.1 mm	2.375 in 60.3 mm	1.375 in 34.9 mm	20ID/32OD	7WWM-S-BPE-0150-PL-6
2 in 50.8 mm	2.875 in 73.0 mm	1.625 in 41.3 mm	20ID/UNPOL OD	7WWM-S-BPE-0200-PC-6
2 in 50.8 mm	2.875 in 73.0 mm	1.625 in 41.3 mm	20ID/32OD	7WWM-S-BPE-0200-PL-6
2.5 in 63.5 mm	3.125 in 79.4 mm	1.875 in 47.6 mm	20ID/UNPOL OD	7WWM-S-BPE-0250-PC-6
2.5 in 63.5 mm	3.125 in 79.4 mm	1.875 in 47.6 mm	20ID/32OD	7WWM-S-BPE-0250-PL-6
3 in 76.2 mm	2.375 in 85.7 mm	2.125 in 54.0 mm	20ID/UNPOL OD	7WWM-S-BPE-0300-PC-6
3 in 76.2 mm	2.375 in 85.7 mm	2.125 in 54.0 mm	20ID/32OD	7WWM-S-BPE-0300-PL-6
4 in 101.6 mm	4.125 in 104.8 mm	2.75 in 69.9 mm	20ID/UNPOL OD	7WWM-S-BPE-0400-PC-6
4 in 101.6 mm	4.125 in 104.8 mm	2.75 in 69.9 mm	20ID/32OD	7WWM-S-BPE-0400-PL-6
6 in 152.4 mm	5.625 in 142.9 mm	4.625 in 95.3 mm	20ID/UNPOL OD	7WWM-S-BPE-0600-PC-6
6 in 152.4 mm	5.625 in 142.9 mm	4.625 in 95.3 mm	20ID/32OD	7WWM-S-BPE-0600-PL-6



## 7RWWW-BPE

### BPE Buttweld Reducing Tees

Size	A	B	Surface Finish	316L Item Number
.75 x .5 in 19.0 x 12.7 mm	2.00 in 50.8 mm	2.00 in 50.8 mm	20ID/UNPOL OD	7RWWW-BPE-0075X0050-PC-6
.75 x .5 in 19.0 x 12.7 mm	2.00 in 50.8 mm	2.00 in 50.8 mm	20ID/32OD	7RWWW-BPE-0075X0050-PL-6
1 x .5 in 25.4 x 12.7 mm	2.125 in 54.0 mm	2.125 in 54.0 mm	20ID/UNPOL OD	7RWWW-BPE-0100X0050-PC-6
1 x .5 in 25.4 x 12.7 mm	2.125 in 54.0 mm	2.125 in 54.0 mm	20ID/32OD	7RWWW-BPE-0100X0050-PL-6
1 x .75 in 25.4 x 19.0 mm	2.125 in 54.0 mm	2.125 in 54.0 mm	20ID/UNPOL OD	7RWWW-BPE-0100X0075-PC-6
1 x .75 in 25.4 x 19.0 mm	2.125 in 54.0 mm	2.125 in 54.0 mm	20ID/32OD	7RWWW-BPE-0100X0075-PL-6
1.5 x .5 in 38.1 x 12.7 mm	2.375 in 60.3 mm	2.375 in 60.3 mm	20ID/UNPOL OD	7RWWW-BPE-0150X0050-PC-6
1.5 x .5 in 38.1 x 12.7 mm	2.375 in 60.3 mm	2.375 in 60.3 mm	20ID/32OD	7RWWW-BPE-0150X0050-PL-6
1.5 x .75 in 38.1 x 19.0 mm	2.375 in 60.3 mm	2.375 in 60.3 mm	20ID/UNPOL OD	7RWWW-BPE-0150X0075-PC-6
1.5 x .75 in 38.1 x 19.0 mm	2.375 in 60.3 mm	2.375 in 60.3 mm	20ID/32OD	7RWWW-BPE-0150X0075-PL-6
1.5 x 1 in 38.1 x 25.4 mm	2.375 in 60.3 mm	2.375 in 60.3 mm	20ID/UNPOL OD	7RWWW-BPE-0150X0100-PC-6
1.5 x 1 in 38.1 x 25.4 mm	2.375 in 60.3 mm	2.375 in 60.3 mm	20ID/32OD	7RWWW-BPE-0150X0100-PL-6
2 x .5 in 50.8 x 12.7 mm	2.875 in 73.0 mm	2.625 in 66.7 mm	20ID/UNPOL OD	7RWWW-BPE-0200X0050-PC-6
2 x .5 in 50.8 x 12.7 mm	2.875 in 73.0 mm	2.625 in 66.7 mm	20ID/32OD	7RWWW-BPE-0200X0050-PL-6
2 x .75 in 50.8 x 19.0 mm	2.875 in 73.0 mm	2.625 in 66.7 mm	20ID/UNPOL OD	7RWWW-BPE-0200X0075-PC-6
2 x .75 in 50.8 x 19.0 mm	2.875 in 73.0 mm	2.625 in 66.7 mm	20ID/32OD	7RWWW-BPE-0200X0075-PL-6
2 x 1 in 50.8 x 25.4 mm	2.875 in 73.0 mm	2.625 in 66.7 mm	20ID/UNPOL OD	7RWWW-BPE-0200X0100-PC-6
2 x 1 in 50.8 x 25.4 mm	2.875 in 73.0 mm	2.625 in 66.7 mm	20ID/32OD	7RWWW-BPE-0200X0100-PL-6

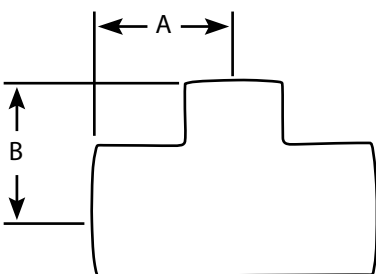


# 7RWWW-BPE

*Continued*

## BPE Butt Weld Reducing Tees

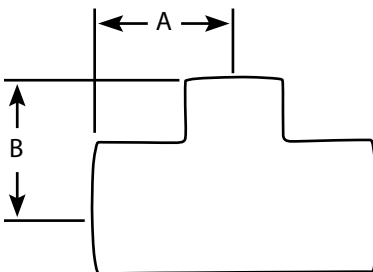
Size	A	B	Surface Finish	316L Item Number
2 x 1.5 in 50.8 x 38.1 mm	2.875 in 73.0 mm	2.625 in 66.7 mm	20ID/UNPOL OD	7RWWW-BPE-0200X0150-PC-6
2 x 1.5 in 50.8 x 38.1 mm	2.875 in 73.0 mm	2.625 in 66.7 mm	20ID/32OD	7RWWW-BPE-0200X0150-PL-6
2.5 x .5 in 63.5 x 12.7 mm	3.125 in 79.4 mm	2.875 in 73.0 mm	20ID/UNPOL OD	7RWWW-BPE-0250X0050-PC-6
2.5 x .5 in 63.5 x 12.7 mm	3.125 in 79.4 mm	2.875 in 73.0 mm	20ID/32OD	7RWWW-BPE-0250X0050-PL-6
2.5 x .75 in 63.5 x 19.0 mm	3.125 in 79.4 mm	2.875 in 73.0 mm	20ID/UNPOL OD	7RWWW-BPE-0250X0075-PC-6
2.5 x .75 in 63.5 x 19.0 mm	3.125 in 79.4 mm	2.875 in 73.0 mm	20ID/32OD	7RWWW-BPE-0250X0075-PL-6
2.5 x 1 in 63.5 x 25.4 mm	3.125 in 79.4 mm	2.875 in 73.0 mm	20ID/UNPOL OD	7RWWW-BPE-0250X0100-PC-6
2.5 x 1 in 63.5 x 25.4 mm	3.125 in 79.4 mm	2.875 in 73.0 mm	20ID/32OD	7RWWW-BPE-0250X0100-PL-6
2.5 x 1.5 in 63.5 x 38.1 mm	3.125 in 79.4 mm	2.875 in 73.0 mm	20ID/UNPOL OD	7RWWW-BPE-0250X0150-PC-6
2.5 x 1.5 in 63.5 x 38.1 mm	3.125 in 79.4 mm	2.875 in 73.0 mm	20ID/32OD	7RWWW-BPE-0250X0150-PL-6
2.5 x 2 in 63.5 x 50.8 mm	3.125 in 79.4 mm	2.875 in 73.0 mm	20ID/UNPOL OD	7RWWW-BPE-0250X0200-PC-6
2.5 x 2 in 63.5 x 50.8 mm	3.125 in 79.4 mm	2.875 in 73.0 mm	20ID/32OD	7RWWW-BPE-0250X0200-PL-6
3 x .5 in 76.2 x 12.7 mm	3.375 in 85.7 mm	3.125 in 79.4 mm	20ID/UNPOL OD	7RWWW-BPE-0300X0050-PC-6
3 x .5 in 76.2 x 12.7 mm	3.375 in 85.7 mm	3.125 in 79.4 mm	20ID/32OD	7RWWW-BPE-0300X0050-PL-6
3 x .75 in 76.2 x 19.0 mm	3.375 in 85.7 mm	3.125 in 79.4 mm	20ID/UNPOL OD	7RWWW-BPE-0300X0075-PC-6
3 x .75 in 76.2 x 19.0 mm	3.375 in 85.7 mm	3.125 in 79.4 mm	20ID/32OD	7RWWW-BPE-0300X0075-PL-6
3 x 1 in 76.2 x 25.4 mm	3.375 in 85.7 mm	3.125 in 79.4 mm	20ID/UNPOL OD	7RWWW-BPE-0300X0100-PC-6
3 x 1 in 76.2 x 25.4 mm	3.375 in 85.7 mm	3.125 in 79.4 mm	20ID/32OD	7RWWW-BPE-0300X0100-PL-6



**7RWWW-BPE**  
Continued

**BPE Buttweld Reducing Tees**

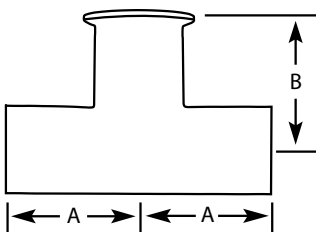
Size	A	B	Surface Finish	316L Item Number
3 x 1.5 in 76.2 x 38.1 mm	3.375 in 85.7 mm	3.125 in 79.4 mm	20ID/UNPOL OD	7RWWW-BPE-0300X0150-PC-6
3 x 1.5 in 76.2 x 38.1 mm	3.375 in 85.7 mm	3.125 in 79.4 mm	20ID/32OD	7RWWW-BPE-0300X0150-PL-6
3 x 2 in 76.2 x 50.8 mm	3.375 in 85.7 mm	3.125 in 79.4 mm	20ID/UNPOL OD	7RWWW-BPE-0300X0200-PC-6
3 x 2 in 76.2 x 50.8 mm	3.375 in 85.7 mm	3.125 in 79.4 mm	20ID/32OD	7RWWW-BPE-0300X0200-PL-6
4 x .5 in 101.6 x 12.7 mm	4.125 in 104.8 mm	3.625 in 92.1 mm	20ID/UNPOL OD	7RWWW-BPE-0400X0050-PC-6
4 x .5 in 101.6 x 12.7 mm	4.125 in 104.8 mm	3.625 in 92.1 mm	20ID/32OD	7RWWW-BPE-0400X0050-PL-6
4 x .75 in 101.6 x 19.0 mm	4.125 in 104.8 mm	3.625 in 92.1 mm	20ID/UNPOL OD	7RWWW-BPE-0400X0075-PC-6
4 x .75 in 101.6 x 19.0 mm	4.125 in 104.8 mm	3.625 in 92.1 mm	20ID/32OD	7RWWW-BPE-0400X0075-PL-6
4 x 1 in 101.6 x 25.4 mm	4.125 in 104.8 mm	3.625 in 92.1 mm	20ID/UNPOL OD	7RWWW-BPE-0400X0100-PC-6
4 x 1 in 101.6 x 25.4 mm	4.125 in 104.8 mm	3.625 in 92.1 mm	20ID/32OD	7RWWW-BPE-0400X0100-PL-6
4 x 1.5 in 101.6 x 38.1 mm	4.125 in 104.8 mm	3.625 in 92.1 mm	20ID/UNPOL OD	7RWWW-BPE-0400X0150-PC-6
4 x 1.5 in 101.6 x 38.1 mm	4.125 in 104.8 mm	3.625 in 92.1 mm	20ID/32OD	7RWWW-BPE-0400X0150-PL-6
4 x 2 in 101.6 x 50.8 mm	4.125 in 104.8 mm	3.625 in 92.1 mm	20ID/UNPOL OD	7RWWW-BPE-0400X0200-PC-6
4 x 2 in 101.6 x 50.8 mm	4.125 in 104.8 mm	3.625 in 92.1 mm	20ID/32OD	7RWWW-BPE-0400X0200-PL-6
4 x 2.5 in 101.6 x 63.5 mm	4.125 in 104.8 mm	3.625 in 92.1 mm	20ID/UNPOL OD	7RWWW-BPE-0400X0250-PC-6
4 x 2.5 in 101.6 x 63.5 mm	4.125 in 104.8 mm	3.625 in 92.1 mm	20ID/32OD	7RWWW-BPE-0400X0250-PL-6
4 x 3 in 101.6 x 76.2 mm	4.125 in 104.8 mm	3.625 in 92.1 mm	20ID/UNPOL OD	7RWWW-BPE-0400X0300-PC-6
4 x 3 in 101.6 x 76.2 mm	4.125 in 104.8 mm	3.625 in 92.1 mm	20ID/32OD	7RWWW-BPE-0400X0300-PL-6



# 7RWWM-BPE

## Buttweld Reducing Tee with Clamp Branch

Size	A	B	Surface Finish	316L Item Number
.75 x .5 in 19.0 x 12.7 mm	2.00 in 50.8 mm	2.50 in 63.5 mm	20ID/UNPOL OD	7RWWM-BPE-0075X0050-PC-6
.75 x .5 in 19.0 x 12.7 mm	2.00 in 50.8 mm	2.50 in 63.5 mm	20ID/32OD	7RWWM-BPE-0075X0050-PL-6
1 x .5 in 25.4 x 12.7 mm	2.125 in 54.0 mm	2.625 in 66.7 mm	20ID/UNPOL OD	7RWWM-BPE-0100X0050-PC-6
1 x .5 in 25.4 x 12.7 mm	2.125 in 54.0 mm	2.625 in 66.7 mm	20ID/32OD	7RWWM-BPE-0100X0050-PL-6
1 x .75 in 25.4 x 19.0 mm	2.125 in 54.0 mm	2.625 in 66.7 mm	20ID/UNPOL OD	7RWWM-BPE-0100X0075-PC-6
1 x .75 in 25.4 x 19.0 mm	2.125 in 54.0 mm	2.625 in 66.7 mm	20ID/32OD	7RWWM-BPE-0100X0075-PL-6
1.5 x .5 in 38.1 x 12.7 mm	2.375 in 60.3 mm	2.875 in 73.0 mm	20ID/UNPOL OD	7RWWM-BPE-0150X0050-PC-6
1.5 x .5 in 38.1 x 12.7 mm	2.375 in 60.3 mm	2.875 in 73.0 mm	20ID/32OD	7RWWM-BPE-0150X0050-PL-6
1.5 x .75 in 38.1 x 19.0 mm	2.375 in 60.3 mm	2.875 in 73.0 mm	20ID/UNPOL OD	7RWWM-BPE-0150X0075-PC-6
1.5 x .75 in 38.1 x 19.0 mm	2.375 in 60.3 mm	2.875 in 73.0 mm	20ID/32OD	7RWWM-BPE-0150X0075-PL-6
1.5 x 1 in 38.1 x 25.4 mm	2.375 in 60.3 mm	2.875 in 73.0 mm	20ID/UNPOL OD	7RWWM-BPE-0150X0100-PC-6
1.5 x 1 in 38.1 x 25.4 mm	2.375 in 60.3 mm	2.875 in 73.0 mm	20ID/32OD	7RWWM-BPE-0150X0100-PL-6
2 x .5 in 50.8 x 12.7 mm	2.875 in 73.0 mm	3.125 in 79.4 mm	20ID/UNPOL OD	7RWWM-BPE-0200X0050-PC-6
2 x .5 in 50.8 x 12.7 mm	2.875 in 73.0 mm	3.125 in 79.4 mm	20ID/32OD	7RWWM-BPE-0200X0050-PL-6
2 x .75 in 50.8 x 19.0 mm	2.875 in 73.0 mm	3.125 in 79.4 mm	20ID/UNPOL OD	7RWWM-BPE-0200X0075-PC-6
2 x .75 in 50.8 x 19.0 mm	2.875 in 73.0 mm	3.125 in 79.4 mm	20ID/32OD	7RWWM-BPE-0200X0075-PL-6
2 x 1 in 50.8 x 25.4 mm	2.875 in 73.0 mm	3.125 in 79.4 mm	20ID/UNPOL OD	7RWWM-BPE-0200X0100-PC-6
2 x 1 in 50.8 x 25.4 mm	2.875 in 73.0 mm	3.125 in 79.4 mm	20ID/32OD	7RWWM-BPE-0200X0100-PL-6

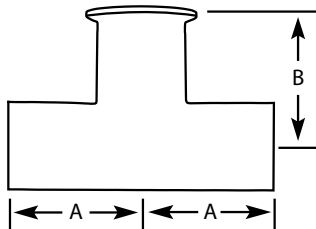


## 7RWM-BPE

*Continued*

### Buttweld Reducing Tee with Clamp Branch

Size	A	B	Surface Finish	316L Item Number
2 x 1.5 in 50.8 x 38.1 mm	2.875 in 73.0 mm	3.125 in 79.4 mm	20ID/UNPOL OD	7RWM-BPE-0200X0150-PC-6
2 x 1.5 in 50.8 x 38.1 mm	2.875 in 73.0 mm	3.125 in 79.4 mm	20ID/32OD	7RWM-BPE-0200X0150-PL-6
2.5 x 0.5 in 63.5 x 12.7 mm	3.125 in 79.4 mm	3.375 in 85.7 mm	20ID/UNPOL OD	7RWM-BPE-0250X0050-PC-6
2.5 x 0.5 in 63.5 x 12.7 mm	3.125 in 79.4 mm	3.375 in 85.7 mm	20ID/32OD	7RWM-BPE-0250X0050-PL-6
2.5 x 1 in 63.5 x 25.4 mm	3.125 in 79.4 mm	3.375 in 85.7 mm	20ID/UNPOL OD	7RWM-BPE-0250X0100-PC-6
2.5 x 1 in 63.5 x 25.4 mm	3.125 in 79.4 mm	3.375 in 85.7 mm	20ID/32OD	7RWM-BPE-0250X0100-PL-6
2.5 x 1.5 in 63.5 x 38.1 mm	3.125 in 79.4 mm	3.375 in 85.7 mm	20ID/UNPOL OD	7RWM-BPE-0250X0150-PC-6
2.5 x 1.5 in 63.5 x 38.1 mm	3.125 in 79.4 mm	3.375 in 85.7 mm	20ID/32OD	7RWM-BPE-0250X0150-PL-6
2.5 x 2 in 63.5 x 50.8 mm	3.125 in 79.4 mm	3.375 in 85.7 mm	20ID/UNPOL OD	7RWM-BPE-0250X0200-PC-6
2.5 x 2 in 63.5 x 50.8 mm	3.125 in 79.4 mm	3.375 in 85.7 mm	20ID/32OD	7RWM-BPE-0250X0200-PL-6
3 x 1 in 76.2 x 25.4 mm	3.375 in 85.7 mm	3.625 in 92.1 mm	20ID/UNPOL OD	7RWM-BPE-0300X0100-PC-6
3 x 1 in 76.2 x 25.4 mm	3.375 in 85.7 mm	3.625 in 92.1 mm	20ID/32OD	7RWM-BPE-0300X0100-PL-6
3 x 1.5 in 76.2 x 38.1 mm	3.375 in 85.7 mm	3.625 in 92.1 mm	20ID/UNPOL OD	7RWM-BPE-0300X0150-PC-6
3 x 1.5 in 76.2 x 38.1 mm	3.375 in 85.7 mm	3.625 in 92.1 mm	20ID/32OD	7RWM-BPE-0300X0150-PL-6

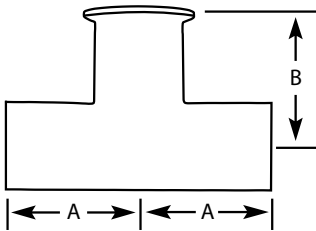


# 7RWWM-BPE

*Continued*

## Buttweld Reducing Tee with Clamp Branch

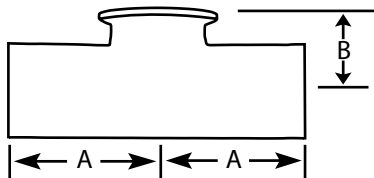
Size	A	B	Surface Finish	316L Item Number
3 x 2 in 76.2 x 50.8 mm	3.375 in 85.7 mm	3.625 in 92.1 mm	20ID/UNPOL OD	7RWWM-BPE-0300X0200-PC-6
3 x 2 in 76.2 x 50.8 mm	3.375 in 85.7 mm	3.625 in 92.1 mm	20ID/32OD	7RWWM-BPE-0300X0200-PL-6
3 x 2.5 in 76.2 x 63.5 mm	3.375 in 85.7 mm	3.625 in 92.1 mm	20ID/UNPOL OD	7RWWM-BPE-0300X0250-PC-6
3 x 2.5 in 76.2 x 63.5 mm	3.375 in 85.7 mm	3.625 in 92.1 mm	20ID/32OD	7RWWM-BPE-0300X0250-PL-6
4 x 1 in 101.6 x 25.4 mm	4.125 in 104.8 mm	4.125 in 104.8 mm	20ID/UNPOL OD	7RWWM-BPE-0400X0100-PC-6
4 x 1 in 101.6 x 25.4 mm	4.125 in 104.8 mm	4.125 in 104.8 mm	20ID/32OD	7RWWM-BPE-0400X0100-PL-6
4 x 1.5 in 101.6 x 38.1 mm	4.125 in 104.8 mm	4.125 in 104.8 mm	20ID/UNPOL OD	7RWWM-BPE-0400X0150-PC-6
4 x 1.5 in 101.6 x 38.1 mm	4.125 in 104.8 mm	4.125 in 104.8 mm	20ID/32OD	7RWWM-BPE-0400X0150-PL-6
4 x 2 in 101.6 x 50.8 mm	4.125 in 104.8 mm	4.125 in 104.8 mm	20ID/UNPOL OD	7RWWM-BPE-0400X0200-PC-6
4 x 2 in 101.6 x 50.8 mm	4.125 in 104.8 mm	4.125 in 104.8 mm	20ID/32OD	7RWWM-BPE-0400X0200-PL-6
4 x 2.5 in 101.6 x 63.5 mm	4.125 in 104.8 mm	4.125 in 104.8 mm	20ID/UNPOL OD	7RWWM-BPE-0400X0250-PC-6
4 x 2.5 in 101.6 x 63.5 mm	4.125 in 104.8 mm	4.125 in 104.8 mm	20ID/32OD	7RWWM-BPE-0400X0250-PL-6
4 x 3 in 101.6 x 76.2 mm	4.125 in 104.8 mm	4.125 in 104.8 mm	20ID/UNPOL OD	7RWWM-BPE-0400X0300-PC-6
4 x 3 in 101.6 x 76.2 mm	4.125 in 104.8 mm	4.125 in 104.8 mm	20ID/32OD	7RWWM-BPE-0400X0300-PL-6



# 7RWWM-S-BPE

## Buttweld Reducing Tee with Short Clamp Branch

Size	A	B	Surface Finish	316L Item Number
.75 x .5 in 19.0 x 12.7 mm	2.00 in 50.8 mm	1.00 in 25.4 mm	20ID/UNPOL OD	7RWWM-S-BPE- 0075X0050-PC-6
.75 x .5 in 19.0 x 12.7 mm	2.00 in 50.8 mm	1.00 in 25.4 mm	20ID/32OD	7RWWM-S-BPE- 0075X0050-PL-6
1 x .5 in 25.4 x 12.7 mm	2.125 in 54.0 mm	1.125 in 28.6 mm	20ID/UNPOL OD	7RWWM-S-BPE- 0100X0050-PC-6
1 x .5 in 25.4 x 12.7 mm	2.125 in 54.0 mm	1.125 in 28.6 mm	20ID/32OD	7RWWM-S-BPE- 0100X0050-PL-6
1 x .75 in 25.4 x 19.0 mm	2.125 in 54.0 mm	1.125 in 28.6 mm	20ID/UNPOL OD	7RWWM-S-BPE- 0100X0075-PC-6
1 x .75 in 25.4 x 19.0 mm	2.125 in 54.0 mm	1.125 in 28.6 mm	20ID/32OD	7RWWM-S-BPE- 0100X0075-PL-6
1.5 x .5 in 38.1 x 12.7 mm	2.375 in 60.3 mm	1.375 in 34.9 mm	20ID/UNPOL OD	7RWWM-S-BPE- 0150X0050-PC-6
1.5 x .5 in 38.1 x 12.7 mm	2.375 in 60.3 mm	1.375 in 34.9 mm	20ID/32OD	7RWWM-S-BPE- 0150X0050-PL-6
1.5 x .75 in 38.1 x 19.0 mm	2.375 in 60.3 mm	1.375 in 34.9 mm	20ID/UNPOL OD	7RWWM-S-BPE- 0150X0075-PC-6
1.5 x .75 in 38.1 x 19.0 mm	2.375 in 60.3 mm	1.375 in 34.9 mm	20ID/32OD	7RWWM-S-BPE- 0150X0075-PL-6
1.5 x 1 in 38.1 x 25.4 mm	2.375 in 60.3 mm	1.375 in 34.9 mm	20ID/UNPOL OD	7RWWM-S-BPE- 0150X0100-PC-6
1.5 x 1 in 38.1 x 25.4 mm	2.375 in 60.3 mm	1.375 in 34.9 mm	20ID/32OD	7RWWM-S-BPE- 0150X0100-PL-6
2 x .5 in 50.8 x 12.7 mm	2.875 in 73.0 mm	1.625 in 41.3 mm	20ID/UNPOL OD	7RWWM-S-BPE- 0200X0050-PC-6
2 x .5 in 50.8 x 12.7 mm	2.875 in 73.0 mm	1.625 in 41.3 mm	20ID/32OD	7RWWM-S-BPE- 0200X0050-PL-6
2 x .75 in 50.8 x 19.0 mm	2.875 in 73.0 mm	1.625 in 41.3 mm	20ID/UNPOL OD	7RWWM-S-BPE- 0200X0075-PC-6
2 x .75 in 50.8 x 19.0 mm	2.875 in 73.0 mm	1.625 in 41.3 mm	20ID/32OD	7RWWM-S-BPE- 0200X0075-PL-6
2 x 1 in 50.8 x 25.4 mm	2.875 in 73.0 mm	1.625 in 41.3 mm	20ID/UNPOL OD	7RWWM-S-BPE- 0200X0100-PC-6
2 x 1 in 50.8 x 25.4 mm	2.875 in 73.0 mm	1.625 in 41.3 mm	20ID/32OD	7RWWM-S-BPE- 0200X0100-PL-6
2 x 1.5 in 50.8 x 38.1 mm	2.875 in 73.0 mm	1.625 in 41.3 mm	20ID/UNPOL OD	7RWWM-S-BPE- 0200X0150-PC-6

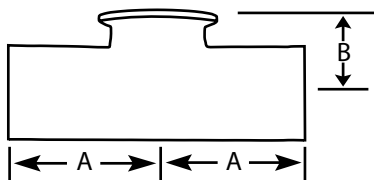


# 7RWWM-S-BPE

Continued

## Buttweld Reducing Tee with Short Clamp Branch

Size	A	B	Surface Finish	316L Item Number
2 x 1.5 in 50.8 x 38.1 mm	2.875 in 73.0 mm	1.625 in 41.3 mm	20ID/32OD	7RWWM-S-BPE-0200X0150-PL-6
2.5 x .5 in 63.5 x 12.7 mm	3.125 in 79.4 mm	1.875 in 47.6 mm	20ID/UNPOL OD	7RWWM-S-BPE-0250X0050-PC-6
2.5 x .5 in 63.5 x 12.7 mm	3.125 in 79.4 mm	1.875 in 47.6 mm	20ID/32OD	7RWWM-S-BPE-0250X0050-PL-6
2.5 x .75 in 63.5 x 19.0 mm	3.125 in 79.4 mm	1.875 in 47.6 mm	20ID/UNPOL OD	7RWWM-S-BPE-0250X0075-PC-6
2.5 x .75 in 63.5 x 19.0 mm	3.125 in 79.4 mm	1.875 in 47.6 mm	20ID/32OD	7RWWM-S-BPE-0250X0075-PL-6
2.5 x 1 in 63.5 x 25.4 mm	3.125 in 79.4 mm	1.875 in 47.6 mm	20ID/UNPOL OD	7RWWM-S-BPE-0250X0100-PC-6
2.5 x 1 in 63.5 x 25.4 mm	3.125 in 79.4 mm	1.875 in 47.6 mm	20ID/32OD	7RWWM-S-BPE-0250X0100-PL-6
2.5 x 1.5 in 63.5 x 38.1 mm	3.125 in 79.4 mm	1.875 in 47.6 mm	20ID/UNPOL OD	7RWWM-S-BPE-0250X0150-PC-6
2.5 x 1.5 in 63.5 x 38.1 mm	3.125 in 79.4 mm	1.875 in 47.6 mm	20ID/32OD	7RWWM-S-BPE-0250X0150-PL-6
2.5 x 2 in 63.5 x 50.8 mm	3.125 in 79.4 mm	1.875 in 47.6 mm	20ID/UNPOL OD	7RWWM-S-BPE-0250X0200-PC-6
2.5 x 2 in 63.5 x 50.8 mm	3.125 in 79.4 mm	1.875 in 47.6 mm	20ID/32OD	7RWWM-S-BPE-0250X0200-PL-6
3 x .5 in 76.2 x 12.7 mm	3.375 in 85.7 mm	2.125 in 54.0 mm	20ID/UNPOL OD	7RWWM-S-BPE-0300X0050-PC-6
3 x .5 in 76.2 x 12.7 mm	3.375 in 85.7 mm	2.125 in 54.0 mm	20ID/32OD	7RWWM-S-BPE-0300X0050-PL-6
3 x .75 in 76.2 x 19.0 mm	3.375 in 85.7 mm	2.125 in 54.0 mm	20ID/UNPOL OD	7RWWM-S-BPE-0300X0075-PC-6
3 x .75 in 76.2 x 19.0 mm	3.375 in 85.7 mm	2.125 in 54.0 mm	20ID/32OD	7RWWM-S-BPE-0300X0075-PL-6
3 x 1 in 76.2 x 25.4 mm	3.375 in 85.7 mm	2.125 in 54.0 mm	20ID/UNPOL OD	7RWWM-S-BPE-0300X0100-PC-6
3 x 1 in 76.2 x 25.4 mm	3.375 in 85.7 mm	2.125 in 54.0 mm	20ID/32OD	7RWWM-S-BPE-0300X0100-PL-6
3 x 1.5 in 76.2 x 38.1 mm	3.375 in 85.7 mm	2.125 in 54.0 mm	20ID/UNPOL OD	7RWWM-S-BPE-0300X0150-PC-6
3 x 1.5 in 76.2 x 38.1 mm	3.375 in 85.7 mm	2.125 in 54.0 mm	20ID/32OD	7RWWM-S-BPE-0300X0150-PL-6

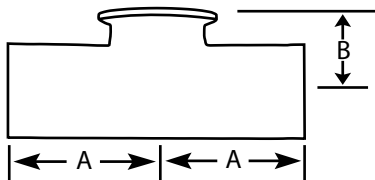


# 7RWWM-S-BPE

Continued

## Buttweld Reducing Tee with Short Clamp Branch

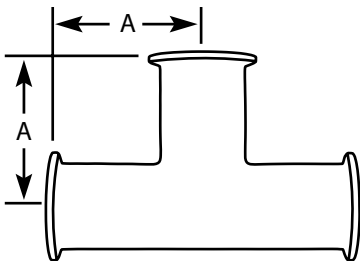
Size	A	B	Surface Finish	316L Item Number
3 x 2 in 76.2 x 50.8 mm	3.375 in 85.7 mm	2.125 in 54.0 mm	20ID/UNPOL OD	7RWWM-S-BPE- 0300X0200-PC-6
3 x 2 in 76.2 x 50.8 mm	3.375 in 85.7 mm	2.125 in 54.0 mm	20ID/32OD	7RWWM-S-BPE- 0300X0200-PL-6
4 x .5 in 101.6 x 12.7 mm	4.125 in 104.8 mm	2.625 in 66.7 mm	20ID/UNPOL OD	7RWWM-S-BPE- 0400X0050-PC-6
4 x .5 in 101.6 x 12.7 mm	4.125 in 104.8 mm	2.625 in 66.7 mm	20ID/32OD	7RWWM-S-BPE- 0400X0050-PL-6
4 x .75 in 101.6 x 19.0 mm	4.125 in 104.8 mm	2.625 in 66.7 mm	20ID/UNPOL OD	7RWWM-S-BPE- 0400X0075-PC-6
4 x .75 in 101.6 x 19.0 mm	4.125 in 104.8 mm	2.625 in 66.7 mm	20ID/32OD	7RWWM-S-BPE- 0400X0075-PL-6
4 x 1 in 101.6 x 25.4 mm	4.125 in 104.8 mm	2.625 in 66.7 mm	20ID/UNPOL OD	7RWWM-S-BPE- 0400X0100-PC-6
4 x 1 in 101.6 x 25.4 mm	4.125 in 104.8 mm	2.625 in 66.7 mm	20ID/32OD	7RWWM-S-BPE- 0400X0100-PL-6
4 x 1.5 in 101.6 x 38.1 mm	4.125 in 104.8 mm	2.625 in 66.7 mm	20ID/UNPOL OD	7RWWM-S-BPE- 0400X0150-PC-6
4 x 1.5 in 101.6 x 38.1 mm	4.125 in 104.8 mm	2.625 in 66.7 mm	20ID/32OD	7RWWM-S-BPE- 0400X0150-PL-6
4 x 2 in 101.6 x 50.8 mm	4.125 in 104.8 mm	2.625 in 66.7 mm	20ID/UNPOL OD	7RWWM-S-BPE- 0400X0200-PC-6
4 x 2 in 101.6 x 50.8 mm	4.125 in 104.8 mm	2.625 in 66.7 mm	20ID/32OD	7RWWM-S-BPE- 0400X0200-PL-6
4 x 2.5 in 101.6 x 63.5 mm	4.125 in 104.8 mm	2.625 in 66.7 mm	20ID/UNPOL OD	7RWWM-S-BPE- 0400X0250-PC-6
4 x 2.5 in 101.6 x 63.5 mm	4.125 in 104.8 mm	2.625 in 66.7 mm	20ID/32OD	7RWWM-S-BPE- 0400X0250-PL-6
4 x 3 in 101.6 x 76.2 mm	4.125 in 104.8 mm	2.625 in 66.7 mm	20ID/UNPOL OD	7RWWM-S-BPE- 0400X0300-PC-6
4 x 3 in 101.6 x 76.2 mm	4.125 in 104.8 mm	2.625 in 66.7 mm	20ID/32OD	7RWWM-S-BPE- 0400X0300-PL-6



# 7MP-BPE

## Clamp Equal Tee

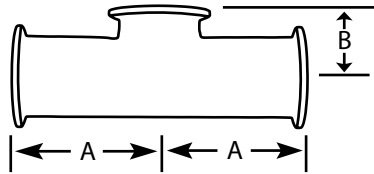
Size	A	Surface Finish	316L Item Number
.5 in 12.7 mm	2.250 in 57.2 mm	20ID/UNPOL OD	7MP-BPE-0050-PC-6
.5 in 12.7 mm	2.250 in 57.2 mm	20ID/32OD	7MP-BPE-0050-PL-6
.75 in 19.0 mm	2.375 in 60.3 mm	20ID/UNPOL OD	7MP-BPE-0075-PC-6
.75 in 19.0 mm	2.375 in 60.3 mm	20ID/32OD	7MP-BPE-0075-PL-6
1 in 25.4 mm	2.625 in 66.7 mm	20ID/UNPOL OD	7MP-BPE-0100-PC-6
1 in 25.4 mm	2.625 in 66.7 mm	20ID/32OD	7MP-BPE-0100-PL-6
1.5 in 38.1 mm	2.875 in 73.0 mm	20ID/UNPOL OD	7MP-BPE-0150-PC-6
1.5 in 38.1 mm	2.875 in 73.0 mm	20ID/32OD	7MP-BPE-0150-PL-6
2 in 50.8 mm	3.375 in 85.7 mm	20ID/UNPOL OD	7MP-BPE-0200-PC-6
2 in 50.8 mm	3.375 in 85.7 mm	20ID/32OD	7MP-BPE-0200-PL-6
2.5 in 63.5 mm	3.625 in 92.1 mm	20ID/UNPOL OD	7MP-BPE-0250-PC-6
2.5 in 63.5 mm	3.625 in 92.1 mm	20ID/32OD	7MP-BPE-0250-PL-6
3 in 76.2 mm	3.875 in 98.4 mm	20ID/UNPOL OD	7MP-BPE-0300-PC-6
3 in 76.2 mm	3.875 in 98.4 mm	20ID/32OD	7MP-BPE-0300-PL-6
4 in 101.6 mm	4.750 in 121.0 mm	20ID/UNPOL OD	7MP-BPE-0400-PC-6
4 in 101.6 mm	4.750 in 121.0 mm	20ID/32OD	7MP-BPE-0400-PL-6
6 in 152.4 mm	7.125 in 181.0 mm	20ID/UNPOL OD	7MP-BPE-0600-PC-6
6 in 152.4 mm	7.125 in 181.0 mm	20ID/32OD	7MP-BPE-0600-PL-6



# 7MPS-BPE

## Short Outlet Clamp Equal Tee

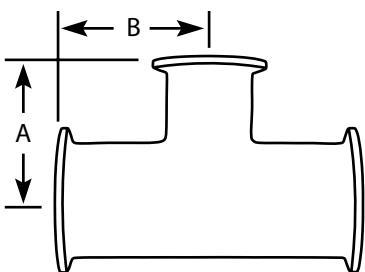
Size	A	B	Surface Finish	316L Item Number
.5 in 12.7 mm	2.250 in 57.2 mm	1.00 in 25.4 mm	20ID/UNPOL OD	7MPS-BPE-0050-PC-6
.5 in 12.7 mm	2.250 in 57.2 mm	1.00 in 25.4 mm	20ID/32OD	7MPS-BPE-0050-PL-6
.75 in 19.0 mm	2.375 in 60.3 mm	1.125 in 28.6 mm	20ID/UNPOL OD	7MPS-BPE-0075-PC-6
.75 in 19.0 mm	2.375 in 60.3 mm	1.125 in 28.6 mm	20ID/32OD	7MPS-BPE-0075-PL-6
1 in 25.4 mm	2.625 in 66.7 mm	1.125 in 28.6 mm	20ID/UNPOL OD	7MPS-BPE-0100-PC-6
1 in 25.4 mm	2.625 in 66.7 mm	1.125 in 28.6 mm	20ID/32OD	7MPS-BPE-0100-PL-6
1.5 in 38.1 mm	2.875 in 73.0 mm	1.375 in 34.9 mm	20ID/UNPOL OD	7MPS-BPE-0150-PC-6
1.5 in 38.1 mm	2.875 in 73.0 mm	1.375 in 34.9 mm	20ID/32OD	7MPS-BPE-0150-PL-6
2 in 50.8 mm	3.375 in 85.7 mm	1.625 in 41.3 mm	20ID/UNPOL OD	7MPS-BPE-0200-PC-6
2 in 50.8 mm	3.375 in 85.7 mm	1.625 in 41.3 mm	20ID/32OD	7MPS-BPE-0200-PL-6
2.5 in 63.5 mm	3.625 in 92.1 mm	1.875 in 47.6 mm	20ID/UNPOL OD	7MPS-BPE-0250-PC-6
2.5 in 63.5 mmv	3.625 in 92.1 mm	1.875 in 47.6 mm	20ID/32OD	7MPS-BPE-0250-PL-6
3 in 76.2 mm	3.875 in 98.4 mm	2.125 in 54.0 mm	20ID/UNPOL OD	7MPS-BPE-0300-PC-6
3 in 76.2 mm	3.875 in 98.4 mm	2.125 in 54.0 mm	20ID/32OD	7MPS-BPE-0300-PL-6
4 in 101.6 mm	4.75 in 181.0 mm	2.75 in 69.9 mm	20ID/UNPOL OD	7MPS-BPE-0400-PC-6
4 in 101.6 mm	4.75 in 181.0 mm	2.75 in 69.9 mm	20ID/32OD	7MPS-BPE-0400-PL-6
6 in 152.4 mm	7.125 in 181.0 mm	4.625 in 117.5 mm	20ID/UNPOL OD	7MPS-BPE-0600-PC-6
6 in 152.4 mm	7.125 in 181.0 mm	4.625 in 117.5 mm	20ID/32OD	7MPS-BPE-0600-PL-6



# 7RMP-BPE

## Clamp Reducing Tee

Size	A	B	Surface Finish	316L Item Number
.75 x .5 in 19.0 x 12.7 mm	2.50 in 63.5 mm	2.50 in 63.5 mm	20ID/UNPOL OD	7RMP-BPE-0075X0050-PC-6
.75 x .5 in 19.0 x 12.7 mm	2.50 in 63.5 mm	2.50 in 63.5 mm	20ID/32OD	7RMP-BPE-0075X0050-PL-6
1 x .5 in 25.4 x 12.7 mm	2.625 in 66.7 mm	2.625 in 66.7 mm	20ID/UNPOL OD	7RMP-BPE-0100X0050-PC-6
1 x .5 in 25.4 x 12.7 mm	2.625 in 66.7 mm	2.625 in 66.7 mm	20ID/32OD	7RMP-BPE-0100X0050-PL-6
1 x .75 in 25.4 x 19.0 mm	2.625 in 66.7 mm	2.625 in 66.7 mm	20ID/UNPOL OD	7RMP-BPE-0100X0075-PC-6
1 x .75 in 25.4 x 19.0 mm	2.625 in 66.7 mm	2.625 in 66.7 mm	20ID/32OD	7RMP-BPE-0100X0075-PL-6
1.5 x .5 in 38.1 x 12.7 mm	2.875 in 73.0 mm	2.875 in 73.0 mm	20ID/UNPOL OD	7RMP-BPE-0150X0050-PC-6
1.5 x .5 in 38.1 x 12.7 mm	2.875 in 73.0 mm	2.875 in 73.0 mm	20ID/32OD	7RMP-BPE-0150X0050-PL-6
1.5 x .75 in 38.1 x 19.0 mm	2.875 in 73.0 mm	2.875 in 73.0 mm	20ID/UNPOL OD	7RMP-BPE-0150X0075-PC-6
1.5 x .75 in 38.1 x 19.0 mm	2.875 in 73.0 mm	2.875 in 73.0 mm	20ID/32OD	7RMP-BPE-0150X0075-PL-6
1.5 x 1 in 38.1 x 25.4 mm	2.875 in 73.0 mm	2.875 in 73.0 mm	20ID/UNPOL OD	7RMP-BPE-0150X0100-PC-6
1.5 x 1 in 38.1 x 25.4 mm	2.875 in 73.0 mm	2.875 in 73.0 mm	20ID/32OD	7RMP-BPE-0150X0100-PL-6
2 x .5 in 50.8 x 12.7 mm	3.375 in 85.7 mm	3.125 in 79.4 mm	20ID/UNPOL OD	7RMP-BPE-0200X0050-PC-6
2 x .5 in 50.8 x 12.7 mm	3.375 in 85.7 mm	3.125 in 79.4 mm	20ID/32OD	7RMP-BPE-0200X0050-PL-6
2 x .75 in 50.8 x 19.0 mm	3.375 in 85.7 mm	3.125 in 79.4 mm	20ID/UNPOL OD	7RMP-BPE-0200X0075-PC-6
2 x .75 in 50.8 x 19.0 mm	3.375 in 85.7 mm	3.125 in 79.4 mm	20ID/32OD	7RMP-BPE-0200X0075-PL-6
2 x 1 in 50.8 x 25.4 mm	3.375 in 85.7 mm	3.125 in 79.4 mm	20ID/UNPOL OD	7RMP-BPE-0200X0100-PC-6
2 x 1 in 50.8 x 25.4 mm	3.375 in 85.7 mm	3.125 in 79.4 mm	20ID/32OD	7RMP-BPE-0200X0100-PL-6
2 x 1.5 in 50.8 x 38.1 mm	3.375 in 85.7 mm	3.125 in 79.4 mm	20ID/UNPOL OD	7RMP-BPE-0200X0150-PC-6



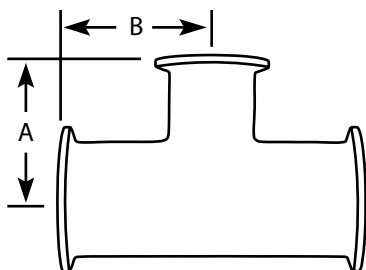
877.276.7766 • Call us today!

**7RMP-BPE**

*Continued*

**Clamp Reducing Tee**

Size	A	B	Surface Finish	316L Item Number
2 x 1.5 in 50.8 x 38.1 mm	3.375 in 85.7 mm	3.125 in 79.4 mm	20ID/32OD	7RMP-BPE-0200X0150-PL-6
2.5 x .5 in 63.5 x 12.7 mm	3.625 in 92.1 mm	3.375 in 85.7 mm	20ID/UNPOL OD	7RMP-BPE-0250X0050-PC-6
2.5 x .5 in 63.5 x 12.7 mm	3.625 in 92.1 mm	3.375 in 85.7 mm	20ID/32OD	7RMP-BPE-0250X0050-PL-6
2.5 x .75 in 63.5 x 19.0 mm	3.625 in 92.1 mm	3.375 in 85.7 mm	20ID/UNPOL OD	7RMP-BPE-0250X0075-PC-6
2.5 x .75 in 63.5 x 19.0 mm	3.625 in 92.1 mm	3.375 in 85.7 mm	20ID/32OD	7RMP-BPE-0250X0075-PL-6
2.5 x 1 in 63.5 x 25.4 mm	3.625 in 92.1 mm	3.375 in 85.7 mm	20ID/UNPOL OD	7RMP-BPE-0250X0100-PC-6
2.5 x 1 in 63.5 x 25.4 mm	3.625 in 92.1 mm	3.375 in 85.7 mm	20ID/32OD	7RMP-BPE-0250X0100-PL-6
2.5 x 1.5 in 63.5 x 38.1 mm	3.625 in 92.1 mm	3.375 in 85.7 mm	20ID/UNPOL OD	7RMP-BPE-0250X0150-PC-6
2.5 x 1.5 in 63.5 x 38.1 mm	3.625 in 92.1 mm	3.375 in 85.7 mm	20ID/32OD	7RMP-BPE-0250X0150-PL-6
2.5 x 2 in 63.5 x 50.8 mm	3.625 in 92.1 mm	3.375 in 85.7 mm	20ID/UNPOL OD	7RMP-BPE-0250X0200-PC-6
2.5 x 2 in 63.5 x 50.8 mm	3.625 in 92.1 mm	3.375 in 85.7 mm	20ID/32OD	7RMP-BPE-0250X0200-PL-6
3 x .5 in 76.2 x 12.7 mm	3.875 in 98.4 mm	3.625 in 92.1 mm	20ID/UNPOL OD	7RMP-BPE-0300X0050-PC-6
3 x .5 in 76.2 x 12.7 mm	3.875 in 98.4 mm	3.625 in 92.1 mm	20ID/32OD	7RMP-BPE-0300X0050-PL-6
3 x .75 in 76.2 x 19.0 mm	3.875 in 98.4 mm	3.625 in 92.1 mm	20ID/UNPOL OD	7RMP-BPE-0300X0075-PC-6
3 x .75 in 76.2 x 19.0 mm	3.875 in 98.4 mm	3.625 in 92.1 mm	20ID/32OD	7RMP-BPE-0300X0075-PL-6
3 x 1 in 76.2 x 25.4 mm	3.875 in 98.4 mm	3.625 in 92.1 mm	20ID/UNPOL OD	7RMP-BPE-0300X0100-PC-6
3 x 1 in 76.2 x 25.4 mm	3.875 in 98.4 mm	3.625 in 92.1 mm	20ID/32OD	7RMP-BPE-0300X0100-PL-6
3 x 1.5 in 76.2 x 38.1 mm	3.875 in 98.4 mm	3.625 in 92.1 mm	20ID/UNPOL OD	7RMP-BPE-0300X0150-PC-6

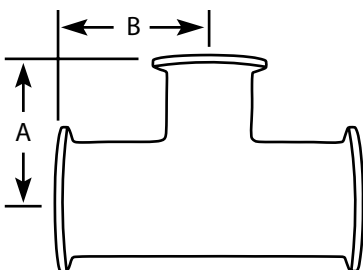


# 7RMP-BPE

*Continued*

## Clamp Reducing Tee

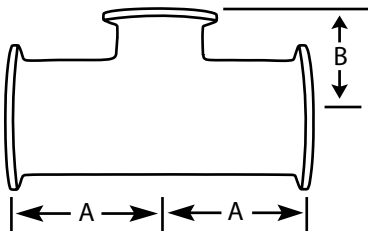
Size	A	B	Surface Finish	316L Item Number
3 x 1.5 in 76.2 x 38.1 mm	3.875 in 98.4 mm	3.625 in 92.1 mm	20ID/32OD	7RMP-BPE-0300X0150-PL-6
3 x 2 in 76.2 x 50.8 mm	3.875 in 98.4 mm	3.875 in 98.4 mm	20ID/UNPOL OD	7RMP-BPE-0300X0200-PC-6
3 x 2 in 76.2 x 50.8 mm	3.875 in 98.4 mm	3.875 in 98.4 mm	20ID/32OD	7RMP-BPE-0300X0200-PL-6
3 x 2.5 in 76.2 x 63.5 mm	3.875 in 98.4 mm	3.875 in 98.4 mm	20ID/UNPOL OD	7RMP-BPE-0300X0250-PC-6
3 x 2.5 in 76.2 x 63.5 mm	3.875 in 98.4 mm	3.875 in 98.4 mm	20ID/32OD	7RMP-BPE-0300X0250-PL-6
4 x .5 in 101.6 x 12.7 mm	4.75 in 120.7 mm	4.125 in 104.8 mm	20ID/UNPOL OD	7RMP-BPE-0400X0050-PC-6
4 x .5 in 101.6 x 12.7 mm	4.75 in 120.7 mm	4.125 in 104.8 mm	20ID/32OD	7RMP-S-BPE-0400X0050-PL-6
4 x .75 in 101.6 x 19.0 mm	4.75 in 120.7 mm	4.125 in 104.8 mm	20ID/UNPOL OD	7RMP-BPE-0400X0075-PC-6
4 x .75 in 101.6 x 19.0 mm	4.75 in 120.7 mm	4.125 in 104.8 mm	20ID/32OD	7RMP-BPE-0400X0075-PL-6
4 x 1 in 101.6 x 25.4 mm	4.75 in 120.7 mm	4.125 in 104.8 mm	20ID/UNPOL OD	7RMP-BPE-0400X0100-PC-6
4 x 1 in 101.6 x 25.4 mm	4.75 in 120.7 mm	4.125 in 104.8 mm	20ID/32OD	7RMP-BPE-0400X0100-PL-6
4 x 1.5 in 101.6 x 38.1 mm	4.75 in 120.7 mm	4.125 in 104.8 mm	20ID/UNPOL OD	7RMP-BPE-0400X0150-PC-6
4 x 1.5 in 101.6 x 38.1 mm	4.75 in 120.7 mm	4.125 in 104.8 mm	20ID/32OD	7RMP-BPE-0400X0150-PL-6
4 x 2 in 101.6 x 50.8 mm	4.75 in 120.7 mm	4.375 in 111.1 mm	20ID/UNPOL OD	7RMP-BPE-0400X0200-PC-6
4 x 2 in 101.6 x 50.8 mm	4.75 in 120.7 mm	4.375 in 111.1 mm	20ID/32OD	7RMP-BPE-0400X0200-PL-6
4 x 2.5 in 101.6 x 63.5 mm	4.75 in 120.7 mm	4.375 in 111.1 mm	20ID/UNPOL OD	7RMP-BPE-0400X0250-PC-6
4 x 2.5 in 101.6 x 63.5 mm	4.75 in 120.7 mm	4.375 in 111.1 mm	20ID/32OD	7RMP-BPE-0400X0250-PL-6
4 x 3 in 101.6 x 76.2 mm	4.75 in 120.7 mm	4.375 in 111.1 mm	20ID/UNPOL OD	7RMP-BPE-0400X0300-PC-6
4 x 3 in 101.6 x 76.2 mm	4.75 in 120.7 mm	4.375 in 111.1 mm	20ID/32OD	7RMP-BPE-0400X0300-PL-6



## 7RMP-S-BPE

### Short Outlet Reducing Tee

Size	A	B	Surface Finish	316L Item Number
.75 x .5 in 19.0 x 12.7 mm	2.50 in 63.5 mm	1.00 in 25.4 mm	20ID/UNPOL OD	7RMP-S-BPE-0075X0050-PC-6
.75 x .5 in 19.0 x 12.7 mm	2.50 in 63.5 mm	1.00 in 25.4 mm	20ID/32OD	7RMP-S-BPE-0075X0050-PL-6
1 x .5 in 25.4 x 12.7 mm	2.625 in 66.7 mm	1.125 in 28.6 mm	20ID/UNPOL OD	7RMP-S-BPE-0100X0050-PC-6
1 x .5 in 25.4 x 12.7 mm	2.625 in 66.7 mm	1.125 in 28.6 mm	20ID/32OD	7RMP-S-BPE-0100X0050-PL-6
1 x .75 in 25.4 x 19.0 mm	2.625 in 66.7 mm	1.125 in 28.6 mm	20ID/UNPOL OD	7RMP-S-BPE-0100X0075-PC-6
1 x .75 in 25.4 x 19.0 mm	2.625 in 66.7 mm	1.125 in 28.6 mm	20ID/32OD	7RMP-S-BPE-0100X0075-PL-6
1.5 x .5 in 38.1 x 12.7 mm	2.875 in 73.0 mm	1.375 in 34.9 mm	20ID/UNPOL OD	7RMP-S-BPE-0150X0050-PC-6
1.5 x .5 in 38.1 x 12.7 mm	2.875 in 73.0 mm	1.375 in 34.9 mm	20ID/32OD	7RMP-S-BPE-0150X0050-PL-6
1.5 x .75 in 38.1 x 19.0 mm	2.875 in 73.0 mm	1.375 in 34.9 mm	20ID/UNPOL OD	7RMP-S-BPE-0150X0075-PC-6
1.5 x .75 in 38.1 x 19.0 mm	2.875 in 73.0 mm	1.375 in 34.9 mm	20ID/32OD	7RMP-S-BPE-0150X0075-PL-6
1.5 x 1 in 38.1 x 25.4 mm	2.875 in 73.0 mm	1.375 in 34.9 mm	20ID/UNPOL OD	7RMP-S-BPE-0150X0100-PC-6
1.5 x 1 in 38.1 x 25.4 mm	2.875 in 73.0 mm	1.375 in 34.9 mm	20ID/32OD	7RMP-S-BPE-0150X0100-PL-6
2 x .5 in 50.8 x 12.7 mm	3.375 in 85.7 mm	1.625 in 41.3 mm	20ID/UNPOL OD	7RMP-S-BPE-0200X0050-PC-6
2 x .5 in 50.8 x 12.7 mm	3.375 in 85.7 mm	1.625 in 41.3 mm	20ID/32OD	7RMP-S-BPE-0200X0050-PL-6
2 x .75 in 50.8 x 19.0 mm	3.375 in 85.7 mm	1.625 in 41.3 mm	20ID/UNPOL OD	7RMP-S-BPE-0200X0075-PC-6
2 x .75 in 50.8 x 19.0 mm	3.375 in 85.7 mm	1.625 in 41.3 mm	20ID/32OD	7RMP-S-BPE-0200X0075-PL-6
2 x 1 in 50.8 x 25.4 mm	3.375 in 85.7 mm	1.625 in 41.3 mm	20ID/UNPOL OD	7RMP-S-BPE-0200X0100-PC-6
2 x 1 in 50.8 x 25.4 mm	3.375 in 85.7 mm	1.625 in 41.3 mm	20ID/32OD	7RMP-S-BPE-0200X0100-PL-6
2 x 1.5 in 50.8 x 38.1 mm	3.375 in 85.7 mm	1.625 in 41.3 mm	20ID/UNPOL OD	7RMP-S-BPE-0200X0150-PC-6

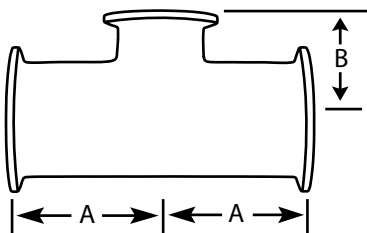


# 7RMP-S-BPE

*Continued*

## Short Outlet Reducing Tee

Size	A	B	Surface Finish	316L Item Number
2 x 1.5 in 50.8 x 38.1 mm	3.375 in 85.7 mm	1.625 in 41.3 mm	20ID/32OD	7RMP-S-BPE-0200X0150-PL-6
2.5 x .5 in 63.5 x 12.7 mm	3.625 in 92.1 mm	1.875 in 47.6 mm	20ID/UNPOL OD	7RMP-S-BPE-0250X0050-PC-6
2.5 x .5 in 63.5 x 12.7 mm	3.625 in 92.1 mm	1.875 in 47.6 mm	20ID/32OD	7RMP-S-BPE-0250X0050-PL-6
2.5 x .75 in 63.5 x 19.0 mm	3.625 in 92.1 mm	1.875 in 47.6 mm	20ID/UNPOL OD	7RMP-S-BPE-0250X0075-PC-6
2.5 x .75 in 63.5 x 19.0 mm	3.625 in 92.1 mm	1.875 in 47.6 mm	20ID/32OD	7RMP-S-BPE-0250X0075-PL-6
2.5 x 1 in 63.5 x 25.4 mm	3.625 in 92.1 mm	1.875 in 47.6 mm	20ID/UNPOL OD	7RMP-S-BPE-0250X0100-PC-6
2.5 x 1 in 63.5 x 25.4 mm	3.625 in 92.1 mm	1.875 in 47.6 mm	20ID/32OD	7RMP-S-BPE-0250X0100-PL-6
2.5 x 1.5 in 63.5 x 38.1 mm	3.625 in 92.1 mm	1.875 in 47.6 mm	20ID/UNPOL OD	7RMP-S-BPE-0250X0150-PC-6
2.5 x 1.5 in 63.5 x 38.1 mm	3.625 in 92.1 mm	1.875 in 47.6 mm	20ID/32OD	7RMP-S-BPE-0250X0150-PL-6
2.5 x 2 in 63.5 x 50.8 mm	3.625 in 92.1 mm	1.875 in 47.6 mm	20ID/UNPOL OD	7RMP-S-BPE-0250X0200-PC-6
2.5 x 2 in 63.5 x 50.8 mm	3.625 in 92.1 mm	1.875 in 47.6 mm	20ID/32OD	7RMP-S-BPE-0250X0200-PL-6
3 x .5 in 76.2 x 12.7 mm	3.875 in 98.4 mm	2.125 in 54.0 mm	20ID/UNPOL OD	7RMP-S-BPE-0300X0050-PC-6
3 x .5 in 76.2 x 12.7 mm	3.875 in 98.4 mm	2.125 in 54.0 mm	20ID/32OD	7RMP-S-BPE-0300X0050-PL-6
3 x .75 in 76.2 x 19.0 mm	3.875 in 98.4 mm	2.125 in 54.0 mm	20ID/UNPOL OD	7RMP-S-BPE-0300X0075-PC-6
3 x .75 in 76.2 x 19.0 mm	3.875 in 98.4 mm	2.125 in 54.0 mm	20ID/32OD	7RMP-S-BPE-0300X0075-PL-6
3 x 1 in 76.2 x 25.4 mm	3.875 in 98.4 mm	2.125 in 54.0 mm	20ID/UNPOL OD	7RMP-S-BPE-0300X0100-PC-6
3 x 1 in 76.2 x 25.4 mm	3.875 in 98.4 mm	2.125 in 54.0 mm	20ID/32OD	7RMP-S-BPE-0300X0100-PL-6
3 x 1.5 in 76.2 x 38.1 mm	3.875 in 98.4 mm	2.125 in 54.0 mm	20ID/UNPOL OD	7RMP-S-BPE-0300X0150-PC-6
3 x 1.5 in 76.2 x 38.1 mm	3.875 in 98.4 mm	2.125 in 54.0 mm	20ID/32OD	7RMP-S-BPE-0300X0150-PL-6



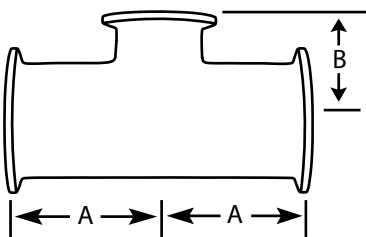
877.276.7766 • Call us today!

## 7RMP-S-BPE

*Continued*

### Short Outlet Reducing Tee

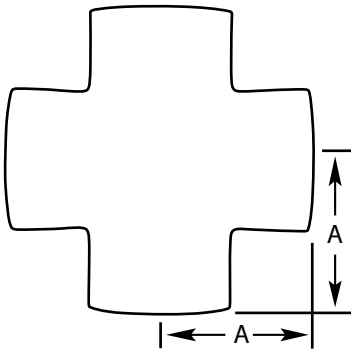
Size	A	B	Surface Finish	316L Item Number
3 x 2 in 76.2 x 50.8 mm	3.875 in 98.4 mm	2.125 in 54.0 mm	20ID/UNPOL OD	7RMP-S-BPE-0300X0200-PC-6
3 x 2 in 76.2 x 50.8 mm	3.875 in 98.4 mm	2.125 in 54.0 mm	20ID/32OD	7RMP-S-BPE-0300X0200-PL-6
4 x .5 in 101.6 x 12.7 mm	4.75 in 120.7 mm	2.625 in 66.7 mm	20ID/UNPOL OD	7RMP-S-BPE-0400X0050-PC-6
4 x .5 in 101.6 x 12.7 mm	4.75 in 120.7 mm	2.625 in 66.7 mm	20ID/32OD	7RMP-S-BPE-0400X0050-PL-6
4 x .75 in 101.6 x 19.0 mm	4.75 in 120.7 mm	2.625 in 66.7 mm	20ID/UNPOL OD	7RMP-S-BPE-0400X0075-PC-6
4 x .75 in 101.6 x 19.0 mm	4.75 in 120.7 mm	2.625 in 66.7 mm	20ID/32OD	7RMP-S-BPE-0400X0075-PL-6
4 x 1 in 101.6 x 25.4 mm	4.75 in 120.7 mm	2.625 in 66.7 mm	20ID/UNPOL OD	7RMP-S-BPE-0400X0100-PC-6
4 x 1 in 101.6 x 25.4 mm	4.75 in 120.7 mm	2.625 in 66.7 mm	20ID/32OD	7RMP-S-BPE-0400X0100-PL-6
4 x 1.5 in 101.6 x 38.1 mm	4.75 in 120.7 mm	2.625 in 66.7 mm	20ID/UNPOL OD	7RMP-S-BPE-0400X0150-PC-6
4 x 1.5 in 101.6 x 38.1 mm	4.75 in 120.7 mm	2.625 in 66.7 mm	20ID/32OD	7RMP-S-BPE-0400X0150-PL-6
4 x 2 in 101.6 x 50.8 mm	4.75 in 120.7 mm	2.625 in 66.7 mm	20ID/UNPOL OD	7RMP-S-BPE-0400X0200-PC-6
4 x 2 in 101.6 x 50.8 mm	4.75 in 120.7 mm	2.625 in 66.7 mm	20ID/32OD	7RMP-S-BPE-0400X0200-PL-6
4 x 2.5 in 101.6 x 63.5 mm	4.75 in 120.7 mm	2.625 in 66.7 mm	20ID/UNPOL OD	7RMP-S-BPE-0400X0250-PC-6
4 x 2.5 in 101.6 x 63.5 mm	4.75 in 120.7 mm	2.625 in 66.7 mm	20ID/32OD	7RMP-S-BPE-0400X0250-PL-6
4 x 3 in 101.6 x 76.2 mm	4.75 in 120.7 mm	2.625 in 66.7 mm	20ID/UNPOL OD	7RMP-S-BPE-0400X0300-PC-6
4 x 3 in 101.6 x 76.2 mm	4.75 in 120.7 mm	2.625 in 66.7 mm	20ID/32OD	7RMP-S-BPE-0400X0300-PL-6



# 9WWW-BPE

## Buttweld Cross

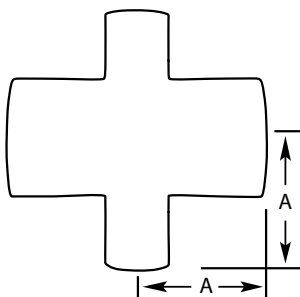
Size	A	Surface Finish	316L Item Number
.5 in 12.7 mm	1.875 in 47.6 mm	20ID/UNPOL OD	9WWW-BPE-0050-PC-6
.5 in 12.7 mm	1.875 in 47.6 mm	20ID/32OD	9WWW-BPE-0050-PL-6
.75 in 19.0 mm	2.00 in 50.8 mm	20ID/UNPOL OD	9WWW-BPE-0075-PC-6
.75 in 19.0 mm	2.00 in 50.8 mm	20ID/32OD	9WWW-BPE-0075-PL-6
1 in 25.4 mm	2.125 in 54.0 mm	20ID/UNPOL OD	9WWW-BPE-0100-PC-6
1 in 25.4 mm	2.125 in 54.0 mm	20ID/32OD	9WWW-BPE-0100-PL-6
1.5 in 38.1 mm	2.375 in 60.3 mm	20ID/UNPOL OD	9WWW-BPE-0150-PC-6
1.5 in 38.1 mm	2.375 in 60.3 mm	20ID/32OD	9WWW-BPE-0150-PL-6
2 in 50.8 mm	2.875 in 73.0 mm	20ID/UNPOL OD	9WWW-BPE-0200-PC-6
2 in 50.8 mm	2.875 in 73.0 mm	20ID/32OD	9WWW-BPE-0200-PL-6
2.5 in 63.5 mm	3.125 in 79.4 mm	20ID/UNPOL OD	9WWW-BPE-0250-PC-6
2.5 in 63.5 mm	3.125 in 79.4 mm	20ID/32OD	9WWW-BPE-0250-PL-6
3 in 76.2 mm	3.375 in 85.7 mm	20ID/UNPOL OD	9WWW-BPE-0300-PC-6
3 in 76.2 mm	3.375 in 85.7 mm	20ID/32OD	9WWW-BPE-0300-PL-6
4 in 101.6 mm	4.125 in 104.8 mm	20ID/UNPOL OD	9WWW-BPE-0400-PC-6
4 in 101.6 mm	4.125 in 104.8 mm	20ID/32OD	9WWW-BPE-0400-PL-6



## 9RWWWW-BPE

### Buttweld Reducing Cross

Size	A	B	Surface Finish	316L Item Number
.75 x .5 in 19.0 x 12.7 mm	2.00 in 50.8 mm	2.00 in 50.8 mm	20ID/UNPOL OD	9RWWWW-BPE-0075X0050-PC-6
.75 x .5 in 19.0 x 12.7 mm	2.00 in 50.8 mm	2.00 in 50.8 mm	20ID/32OD	9RWWWW-BPE-0075X0050-PL-6
1 x .5 in 25.4 x 12.7 mm	2.125 in 54.0 mm	2.125 in 54.0 mm	20ID/UNPOL OD	9RWWWW-BPE-0100X0050-PC-6
1 x .5 in 25.4 x 12.7 mm	2.125 in 54.0 mm	2.125 in 54.0 mm	20ID/32OD	9RWWWW-BPE-0100X0050-PL-6
1 x .75 in 25.4 x 19.0 mm	2.125 in 54.0 mm	2.125 in 54.0 mm	20ID/UNPOL OD	9RWWWW-BPE-0100X0075-PC-6
1 x .75 in 25.4 x 19.0 mm	2.125 in 54.0 mm	2.125 in 54.0 mm	20ID/32OD	9RWWWW-BPE-0100X0075-PL-6
1.5 x .5 in 38.1 x 12.7 mm	2.375 in 60.3 mm	2.375 in 60.3 mm	20ID/UNPOL OD	9RWWWW-BPE-0150X0050-PC-6
1.5 x .5 in 38.1 x 12.7 mm	2.375 in 60.3 mm	2.375 in 60.3 mm	20ID/32OD	9RWWWW-BPE-0150X0050-PL-6
1.5 x .75 in 38.1 x 19.0 mm	2.375 in 60.3 mm	2.375 in 60.3 mm	20ID/UNPOL OD	9RWWWW-BPE-0150X0075-PC-6
1.5 x .75 in 38.1 x 19.0 mm	2.375 in 60.3 mm	2.375 in 60.3 mm	20ID/32OD	9RWWWW-BPE-0150X0075-PL-6
1.5 x 1 in 38.1 x 25.4 mm	2.375 in 60.3 mm	2.375 in 60.3 mm	20ID/UNPOL OD	9RWWWW-BPE-0150X0100-PC-6
1.5 x 1 in 38.1 x 25.4 mm	2.375 in 60.3 mm	2.375 in 60.3 mm	20ID/32OD	9RWWWW-BPE-0150X0100-PL-6
2 x .5 in 50.8 x 12.7 mm	2.875 in 73.0 mm	2.625 in 66.7 mm	20ID/UNPOL OD	9RWWWW-BPE-0200X0050-PC-6
2 x .5 in 50.8 x 12.7 mm	2.875 in 73.0 mm	2.625 in 66.7 mm	20ID/32OD	9RWWWW-BPE-0200X0050-PL-6
2 x .75 in 50.8 x 19.0 mm	2.875 in 73.0 mm	2.625 in 66.7 mm	20ID/UNPOL OD	9RWWWW-BPE-0200X0075-PC-6
2 x .75 in 50.8 x 19.0 mm	2.875 in 73.0 mm	2.625 in 66.7 mm	20ID/32OD	9RWWWW-BPE-0200X0075-PL-6
2 x 1 in 50.8 x 25.4 mm	2.875 in 73.0 mm	2.625 in 66.7 mm	20ID/UNPOL OD	9RWWWW-BPE-0200X0100-PC-6
2 x 1 in 50.8 x 25.4 mm	2.875 in 73.0 mm	2.625 in 66.7 mm	20ID/32OD	9RWWWW-BPE-0200X0100-PL-6



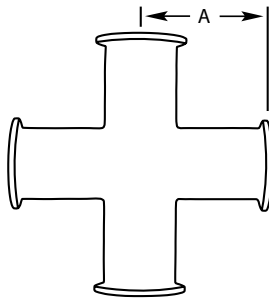
**9RWWW-BPE***Continued***Buttweld Reducing Cross**

<b>Size</b>	<b>A</b>	<b>B</b>	<b>Surface Finish</b>	<b>316L Item Number</b>
2 x 1.5 in 50.8 x 38.1 mm	2.875 in 73.0 mm	2.625 in 66.7 mm	20ID/UNPOL OD	9RWWW-BPE-0200X0150-PC-6
2 x 1.5 in 50.8 x 38.1 mm	2.875 in 73.0 mm	2.625 in 66.7 mm	20ID/32OD	9RWWW-BPE-0200X0150-PL-6
2.5 x 1 in 63.5 x 25.4 mm	3.125 in 79.4 mm	2.875 in 73.0 mm	20ID/UNPOL OD	9RWWW-BPE-0250X0100-PC-6
2.5 x 1 in 63.5 x 25.4 mm	3.125 in 79.4 mm	2.875 in 73.0 mm	20ID/32OD	9RWWW-BPE-0250X0100-PL-6
2.5 x 1.5 in 63.5 x 38.1 mm	3.125 in 79.4 mm	2.875 in 73.0 mm	20ID/UNPOL OD	9RWWW-BPE-0250X0150-PC-6
2.5 x 1.5 in 63.5 x 38.1 mm	3.125 in 79.4 mm	2.875 in 73.0 mm	20ID/32OD	9RWWW-BPE-0250X0150-PL-6
2.5 x 2 in 63.5 x 50.8 mm	3.125 in 79.4 mm	2.875 in 73.0 mm	20ID/UNPOL OD	9RWWW-BPE-0250X0200-PC-6
2.5 x 2 in 63.5 x 50.8 mm	3.125 in 79.4 mm	2.875 in 73.0 mm	20ID/32OD	9RWWW-BPE-0250X0200-PL-6
3 x 1 in 76.2 x 25.4 mm	3.375 in 85.7 mm	3.125 in 79.4 mm	20ID/UNPOL OD	9RWWW-BPE-0300X0100-PC-6
3 x 1 in 76.2 x 25.4 mm	3.375 in 85.7 mm	3.125 in 79.4 mm	20ID/32OD	9RWWW-BPE-0300X0100-PL-6
3 x 1.5 in 76.2 x 38.1 mm	3.375 in 85.7 mm	3.125 in 79.4 mm	20ID/UNPOL OD	9RWWW-BPE-0300X0150-PC-6
3 x 1.5 in 76.2 x 38.1 mm	3.375 in 85.7 mm	3.125 in 79.4 mm	20ID/32OD	9RWWW-BPE-0300X0150-PL-6
3 x 2 in 76.2 x 50.8 mm	3.375 in 85.7 mm	3.125 in 79.4 mm	20ID/UNPOL OD	9RWWW-BPE-0300X0200-PC-6
3 x 2 in 76.2 x 50.8 mm	3.375 in 85.7 mm	3.125 in 79.4 mm	20ID/32OD	9RWWW-BPE-0300X0200-PL-6
3 x 2.5 in 76.2 x 63.5 mm	3.375 in 85.7 mm	3.125 in 79.4 mm	20ID/UNPOL OD	9RWWW-BPE-0300X0250-PC-6
3 x 2.5 in 76.2 x 63.5 mm	3.375 in 85.7 mm	3.125 in 79.4 mm	20ID/32OD	9RWWW-BPE-0300X0250-PL-6
4 x 1 in 101.6 x 25.4 mm	4.125 in 104.8 mm	3.625 in 92.1 mm	20ID/UNPOL OD	9RWWW-BPE-0400X0100-PC-6
4 x 1 in 101.6 x 25.4 mm	4.125 in 104.8 mm	3.625 in 92.1 mm	20ID/32OD	9RWWW-BPE-0400X0100-PL-6
4 x 1.5 in 101.6 x 38.1 mm	4.125 in 104.8 mm	3.625 in 92.1 mm	20ID/UNPOL OD	9RWWW-BPE-0400X0150-PC-6
4 x 1.5 in 101.6 x 38.1 mm	4.125 in 104.8 mm	3.625 in 92.1 mm	20ID/32OD	9RWWW-BPE-0400X0150-PL-6
4 x 2 in 101.6 x 50.8 mm	4.125 in 104.8 mm	3.875 in 98.4 mm	20ID/UNPOL OD	9RWWW-BPE-0400X0200-PC-6
4 x 2 in 101.6 x 50.8 mm	4.125 in 104.8 mm	3.875 in 98.4 mm	20ID/32OD	9RWWW-BPE-0400X0200-PL-6

## 9MP-BPE

### Clamp Cross

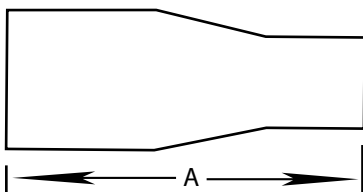
Size	A	Surface Finish	316L Item Number
.5 in 12.7 mm	2.250 in 57.2 mm	20ID/UNPOL OD	9MP-BPE-0050-PC-6
.5 in 12.7 mm	2.250 in 57.2 mm	20ID/32OD	9MP-BPE-0050-PL-6
.75 in 19.0 mm	2.375 in 60.3 mm	20ID/UNPOL OD	9MP-BPE-0075-PC-6
.75 in 19.0 mm	2.375 in 60.3 mm	20ID/32OD	9MP-BPE-0075-PL-6
1 in 25.4 mm	2.625 in 66.7 mm	20ID/UNPOL OD	9MP-BPE-0100-PC-6
1 in 25.4 mm	2.625 in 66.7 mm	20ID/32OD	9MP-BPE-0100-PL-6
1.5 in 38.1 mm	2.875 in 73.0 mm	20ID/UNPOL OD	9MP-BPE-0150-PC-6
1.5 in 38.1 mm	2.875 in 73.0 mm	20ID/32OD	9MP-BPE-0150-PL-6
2 in 50.8 mm	3.375 in 85.7 mm	20ID/UNPOL OD	9MP-BPE-0200-PC-6
2 in 50.8 mm	3.375 in 85.7 mm	20ID/32OD	9MP-BPE-0200-PL-6
2.5 in 63.5 mm	3.625 in 92.1 mm	20ID/UNPOL OD	9MP-BPE-0250-PC-6
2.5 in 63.5 mm	3.625 in 92.1 mm	20ID/32OD	9MP-BPE-0250-PL-6
3 in 76.2 mm	3.875 in 98.4 mm	20ID/UNPOL OD	9MP-BPE-0300-PC-6
3 in 76.2 mm	3.875 in 98.4 mm	20ID/32OD	9MP-BPE-0300-PL-6
4 in 101.6 mm	4.750 in 121.0 mm	20ID/UNPOL OD	9MP-BPE-0400-PC-6
4 in 101.6 mm	4.750 in 121.0 mm	20ID/32OD	9MP-BPE-0400-PL-6
6 in 152.4 mm	7.125 in 181.0 mm	20ID/UNPOL OD	9MP-BPE-0600-PC-6
6 in 152.4 mm	7.125 in 181.0 mm	20ID/32OD	9MP-BPE-0600-PL-6



# 31W-BPE

## Buttweld Concentric Reducer

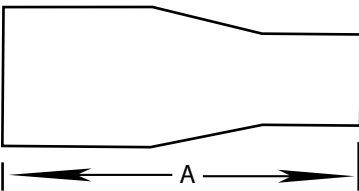
Size	A	Surface Finish	316L Item Number
.75 x .5 in 19.0 x 12.7 mm	4.00 in 101.6 mm	20ID/UNPOL OD	31W-BPE-0075X0050-PC-6
.75 x .5 in 19.0 x 12.7 mm	4.00 in 101.6 mm	20ID/32OD	31W-BPE-0075X0050-PL-6
1 x .5 in 25.4 x 12.7 mm	4.50 in 114.3 mm	20ID/UNPOL OD	31W-BPE-0100X0050-PC-6
1 x .5 in 25.4 x 12.7 mm	4.50 in 114.3 mm	20ID/32OD	31W-BPE-0100X0050-PL-6
1 x .75 in 25.4 x 19.0 mm	4.00 in 101.6 mm	20ID/UNPOL OD	31W-BPE-0100X0075-PC-6
1 x .75 in 25.4 x 19.0 mm	4.00 in 101.6 mm	20ID/32OD	31W-BPE-0100X0075-PL-6
1.5 x .5 in 38.1 x 12.7 mm	5.50 in 139.7 mm	20ID/UNPOL OD	31W-BPE-0150X0050-PC-6
1.5 x .5 in 38.1 x 12.7 mm	5.50 in 139.7 mm	20ID/32OD	31W-BPE-0150X0050-PL-6
1.5 x .75 in 38.1 x 19.0 mm	5.00 in 127.0 mm	20ID/UNPOL OD	31W-BPE-0150X0075-PC-6
1.5 x .75 in 38.1 x 19.0 mm	5.00 in 127.0 mm	20ID/32OD	31W-BPE-0150X0075-PL-6
1.5 x 1 in 38.1 x 25.4 mm	5.00 in 127.0 mm	20ID/UNPOL OD	31W-BPE-0150X0100-PC-6
1.5 x 1 in 38.1 x 25.4 mm	5.00 in 127.0 mm	20ID/32OD	31W-BPE-0150X0100-PL-6
2 x .5 in 50.8 x 12.7 mm	7.75 in 196.9 mm	20ID/UNPOL OD	31W-BPE-0200X0050-PC-6
2 x .5 in 50.8 x 12.7 mm	7.75 in 196.9 mm	20ID/32OD	31W-BPE-0200X0050-PL-6
2 x .75 in 50.8 x 19.0 mm	7.25 in 184.2 mm	20ID/UNPOL OD	31W-BPE-0200X0075-PC-6
2 x .75 in 50.8 x 19.0 mm	7.25 in 184.2 mm	20ID/32OD	31W-BPE-0200X0075-PL-6
2 x 1 in 50.8 x 25.4 mm	7.25 in 184.2 mm	20ID/UNPOL OD	31W-BPE-0200X0100-PC-6
2 x 1 in 50.8 x 25.4 mm	7.25 in 184.2 mm	20ID/32OD	31W-BPE-0200X0100-PL-6
2 x 1.5 in 50.8 x 38.1 mm	5.25 in 133.4 mm	20ID/UNPOL OD	31W-BPE-0200X0150-PC-6
2 x 1.5 in 50.8 x 38.1 mm	5.25 in 133.4 mm	20ID/32OD	31W-BPE-0200X0150-PL-6
2.5 x .5 in 63.5 x 12.7 mm	9.75 in 247.7 mm	20ID/UNPOL OD	31W-BPE-0250X0050-PC-6
2.5 x .5 in 63.5 x 12.7 mm	9.75 in 247.7 mm	20ID/32OD	31W-BPE-0250X0050-PL-6
2.5 x .75 in 63.5 x 19.0 mm	9.25 in 235.0 mm	20ID/UNPOL OD	31W-BPE-0250X0075-PC-6
2.5 x .75 in 63.5 x 19.0 mm	9.25 in 235.0 mm	20ID/32OD	31W-BPE-0250X0075-PL-6
2.5 x 1 in 63.5 x 25.4 mm	9.25 in 235.0 mm	20ID/UNPOL OD	31W-BPE-0250X0100-PC-6
2.5 x 1 in 63.5 x 25.4 mm	9.25 in 235.0 mm	20ID/32OD	31W-BPE-0250X0100-PL-6
2.5 x 1.5 in 63.5 x 38.1 mm	7.25 in 190.5 mm	20ID/UNPOL OD	31W-BPE-0250X0150-PC-6
2.5 x 1.5 in 63.5 x 38.1 mm	7.25 in 190.5 mm	20ID/32OD	31W-BPE-0250X0150-PL-6
2.5 x 2 in 63.5 x 50.8 mm	5.50 in 139.7 mm	20ID/UNPOL OD	31W-BPE-0250X0200-PC-6
2.5 x 2 in 63.5 x 50.8 mm	5.50 in 139.7 mm	20ID/32OD	31W-BPE-0250X0200-PL-6
3 x 1 in 76.2 x 25.4 mm	11.25 in 285.8 mm	20ID/UNPOL OD	31W-BPE-0300X0100-PC-6
3 x 1 in 76.2 x 25.4 mm	11.25 in 285.8 mm	20ID/32OD	31W-BPE-0300X0100-PL-6
3 x 1.5 in 76.2 x 38.1 mm	9.25 in 235.0 mm	20ID/UNPOL OD	31W-BPE-0300X0150-PC-6
3 x 1.5 in 76.2 x 38.1 mm	9.25 in 235.0 mm	20ID/32OD	31W-BPE-0300X0150-PL-6



**31W-BPE**  
*Continued*

**Buttweld Concentric Reducer**

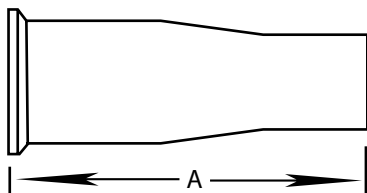
Size	A	Surface Finish	316L Item Number
3 x 2 in 76.2 x 50.8 mm	7.50 in 190.5 mm	20ID/UNPOL OD	31W-BPE-0300X0200-PC-6
3 x 2 in 76.2 x 50.8 mm	7.50 in 190.5 mm	20ID/32OD	31W-BPE-0300X0200-PL-6
3 x 2.5 in 76.2 x 63.5 mm	5.50 in 139.7 mm	20ID/UNPOL OD	31W-BPE-0300X0250-PC-6
3 x 2.5 in 76.2 x 63.5 mm	5.50 in 139.7 mm	20ID/32OD	31W-BPE-0300X0250-PL-6
4 x 1 in 101.6 x 25.4 mm	15.50 in 393.7 mm	20ID/UNPOL OD	31W-BPE-0400X0100-PC-6
4 x 1 in 101.6 x 25.4 mm	15.50 in 393.7 mm	20ID/32OD	31W-BPE-0400X0100-PL-6
4 x 2 in 101.6 x 50.8 mm	11.75 in 298.5 mm	20ID/UNPOL OD	31W-BPE-0400X0200-PC-6
4 x 2 in 101.6 x 50.8 mm	11.75 in 298.5 mm	20ID/32OD	31W-BPE-0400X0200-PL-6
4 x 2.5 in 101.6 x 63.5 mm	9.75 in 247.7 mm	20ID/UNPOL OD	31W-BPE-0400X0250-PC-6
4 x 2.5 in 101.6 x 63.5 mm	9.75 in 247.7 mm	20ID/32OD	31W-BPE-0400X0250-PL-6
4 x 3 in 101.6 x 76.2 mm	7.75 in 196.9 mm	20ID/UNPOL OD	31W-BPE-0400X0300-PC-6
4 x 3 in 101.6 x 76.2 mm	7.75 in 196.9 mm	20ID/32OD	31W-BPE-0400X0300-PL-6



# 31M-BPE

## Clamp x Weld Concentric Reducer

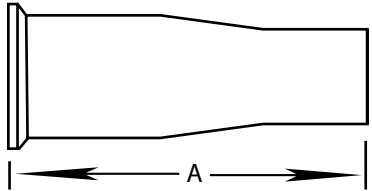
Size	A	Surface Finish	316L Item Number
.75 x .5 in 19.0 x 12.7 mm	3.00 in 76.2 mm	20ID/UNPOL OD	31M-BPE-0075X0050-PC-6
.75 x .5 in 19.0 x 12.7 mm	3.00 in 76.2 mm	20ID/32OD	31M-BPE-0075X0050-PL-6
1 x .5 in 25.4 x 12.7 mm	3.50 in 88.9 mm	20ID/UNPOL OD	31M-BPE-0100X0050-PC-6
1 x .5 in 25.4 x 12.7 mm	3.50 in 88.9 mm	20ID/32OD	31M-BPE-0100X0050-PL-6
1 x .75 in 25.4 x 19.0 mm	3.00 in 76.2 mm	20ID/UNPOL OD	31M-BPE-0100X0075-PC-6
1 x .75 in 25.4 x 19.0 mm	3.00 in 76.2 mm	20ID/32OD	31M-BPE-0100X0075-PL-6
1.5 x .5 in 38.1 x 12.7 mm	4.50 in 114.3 mm	20ID/UNPOL OD	31M-BPE-0150X0050-PC-6
1.5 x .5 in 38.1 x 12.7 mm	4.50 in 114.3 mm	20ID/32OD	31M-BPE-0150X0050-PL-6
1.5 x .75 in 38.1 x 19.0 mm	4.00 in 101.6 mm	20ID/UNPOL OD	31M-BPE-0150X0075-PC-6
1.5 x .75 in 38.1 x 19.0 mm	4.00 in 101.6 mm	20ID/32OD	31M-BPE-0150X0075-PL-6
1.5 x 1 in 38.1 x 25.4 mm	4.00 in 101.6 mm	20ID/UNPOL OD	31M-BPE-0150X0100-PC-6
1.5 x 1 in 38.1 x 25.4 mm	4.00 in 101.6 mm	20ID/32OD	31M-BPE-0150X0100-PL-6
2 x .5 in 50.8 x 12.7 mm	6.50 in 161.5 mm	20ID/UNPOL OD	31M-BPE-0200X0050-PC-6
2 x .5 in 50.8 x 12.7 mm	6.50 in 161.5 mm	20ID/32OD	31M-BPE-0200X0050-PL-6
2 x .75 in 50.8 x 19.0 mm	6.00 in 152.4 mm	20ID/UNPOL OD	31M-BPE-0200X0075-PC-6
2 x .75 in 50.8 x 19.0 mm	6.00 in 152.4 mm	20ID/32OD	31M-BPE-0200X0075-PL-6
2 x 1 in 50.8 x 25.4 mm	6.00 in 152.4 mm	20ID/UNPOL OD	31M-BPE-0200X0100-PC-6
2 x 1 in 50.8 x 25.4 mm	6.00 in 152.4 mm	20ID/32OD	31M-BPE-0200X0100-PL-6
2 x 1.5 in 50.8 x 38.1 mm	4.00 in 101.6 mm	20ID/UNPOL OD	31M-BPE-0200X0150-PC-6
2 x 1.5 in 50.8 x 38.1 mm	4.00 in 101.6 mm	20ID/32OD	31M-BPE-0200X0150-PL-6
2.5 x .5 in 63.5 x 12.7 mm	8.50 in 215.9 mm	20ID/UNPOL OD	31M-BPE-0250X0050-PC-6
2.5 x .5 in 63.5 x 12.7 mm	8.50 in 215.9 mm	20ID/32OD	31M-BPE-0250X0050-PL-6
2.5 x .75 in 63.5 x 19.0 mm	8.00 in 203.2 mm	20ID/UNPOL OD	31M-BPE-0250X0075-PC-6



**31M-BPE**  
*Continued*

**Clamp x Weld Concentric Reducer**

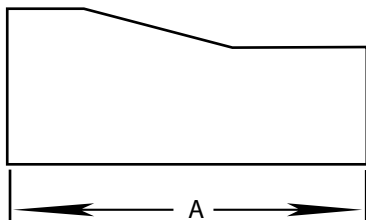
Size	A	Surface Finish	316L Item Number
2.5 x .75 in 63.5 x 19.0 mm	8.00 in 203.2 mm	20ID/32OD	31M-BPE-0250X0075-PL-6
2.5 x 1 in 63.5 x 25.4 mm	8.00 in 203.2 mm	20ID/UNPOL OD	31M-BPE-0250X0100-PC-6
2.5 x 1 in 63.5 x 25.4 mm	8.00 in 203.2 mm	20ID/32OD	31M-BPE-0250X0100-PL-6
2.5 x 1.5 in 63.5 x 38.1 mm	6.00 in 152.4 mm	20ID/UNPOL OD	31M-BPE-0250X0150-PC-6
2.5 x 1.5 in 63.5 x 38.1 mm	6.00 in 152.4 mm	20ID/32OD	31M-BPE-0250X0150-PL-6
2.5 x 2 in 63.5 x 50.8 mm	4.25 in 108.0 mm	20ID/UNPOL OD	31M-BPE-0250X0200-PC-6
2.5 x 2 in 63.5 x 50.8 mm	4.25 in 108.0 mm	20ID/32OD	31M-BPE-0250X0200-PL-6
3 x 1 in 76.2 x 25.4 mm	10.00 in 254.0 mm	20ID/UNPOL OD	31M-BPE-0300X0100-PC-6
3 x 1 in 76.2 x 25.4 mm	10.00 in 254.0 mm	20ID/32OD	31M-BPE-0300X0100-PL-6
3 x 1.5 in 76.2 x 38.1 mm	8.00 in 203.2 mm	20ID/UNPOL OD	31M-BPE-0300X0150-PC-6
3 x 1.5 in 76.2 x 38.1 mm	8.00 in 203.2 mm	20ID/32OD	31M-BPE-0300X0150-PL-6
3 x 2 in 76.2 x 50.8 mm	6.25 in 158.8 mm	20ID/UNPOL OD	31M-BPE-0300X0200-PC-6
3 x 2 in 76.2 x 50.8 mm	6.25 in 158.8 mm	20ID/32OD	31M-BPE-0300X0200-PL-6
3 x 2.5 in 76.2 x 63.5 mm	4.25 in 108.0 mm	20ID/UNPOL OD	31M-BPE-0300X0250-PC-6
3 x 2.5 in 76.2 x 63.5 mm	4.25 in 108.0 mm	20ID/32OD	31M-BPE-0300X0250-PL-6
4 x 1 in 101.6 x 25.4 mm	14.125 in 358.8 mm	20ID/UNPOL OD	31M-BPE-0400X0100-PC-6
4 x 1 in 101.6 x 25.4 mm	14.125 in 358.8 mm	20ID/32OD	31M-BPE-0400X0100-PL-6
4 x 2 in 101.6 x 50.8 mm	10.375 in 263.5 mm	20ID/UNPOL OD	31M-BPE-0400X0200-PC-6
4 x 2 in 101.6 x 50.8 mm	10.375 in 263.5 mm	20ID/32OD	31M-BPE-0400X0200-PL-6
4 x 2.5 in 101.6 x 63.5 mm	8.375 in 212.70 mm	20ID/UNPOL OD	31M-BPE-0400X0250-PC-6
4 x 2.5 in 101.6 x 63.5 mm	8.375 in 212.70 mm	20ID/32OD	31M-BPE-0400X0250-PL-6
4 x 3 in 101.6 x 76.2 mm	6.375 in 161.9 mm	20ID/UNPOL OD	31M-BPE-0400X0300-PC-6
4 x 3 in 101.6 x 76.2 mm	6.375 in 161.9 mm	20ID/32OD	31M-BPE-0400X0300-PL-6



# 32W-BPE

## Buttweld Eccentric Reducers

Size	A	Surface Finish	316L Item Number
.75 x .5 in 19.0 x 12.7 mm	4.00 in 101.6 mm	20ID/UNPOL OD	32W-BPE-0075X0050-PC-6
.75 x .5 in 19.0 x 12.7 mm	4.00 in 101.6 mm	20ID/32OD	32W-BPE-0075X0050-PL-6
1 x .5 in 25.4 x 12.7 mm	4.50 in 114.3 mm	20ID/UNPOL OD	32W-BPE-0100X0050-PC-6
1 x .5 in 25.4 x 12.7 mm	4.50 in 114.3 mm	20ID/32OD	32W-BPE-0100X0050-PL-6
1 x .75 in 25.4 x 19.0 mm	4.00 in 101.6 mm	20ID/UNPOL OD	32W-BPE-0100X0075-PC-6
1 x .75 in 25.4 x 19.0 mm	4.00 in 101.6 mm	20ID/32OD	32W-BPE-0100X0075-PL-6
1.5 x .5 in 38.1 x 12.7 mm	5.50 in 139.7 mm	20ID/UNPOL OD	32W-BPE-0150X0050-PC-6
1.5 x .5 in 38.1 x 12.7 mm	5.50 in 139.7 mm	20ID/32OD	32W-BPE-0150X0050-PL-6
1.5 x .75 in 38.1 x 19.0 mm	5.00 in 127.0 mm	20ID/UNPOL OD	32W-BPE-0150X0075-PC-6
1.5 x .75 in 38.1 x 19.0 mm	5.00 in 127.0 mm	20ID/32OD	32W-BPE-0150X0075-PL-6
1.5 x 1 in 38.1 x 25.4 mm	5.00 in 127.0 mm	20ID/UNPOL OD	32W-BPE-0150X0100-PC-6
1.5 x 1 in 38.1 x 25.4 mm	5.00 in 127.0 mm	20ID/32OD	32W-BPE-0150X0100-PL-6
2 x .5 in 50.8 x 12.7 mm	7.75 in 196.9 mm	20ID/UNPOL OD	32W-BPE-0200X0050-PC-6
2 x .5 in 50.8 x 12.7 mm	7.75 in 196.9 mm	20ID/32OD	32W-BPE-0200X0050-PL-6
2 x .75 in 50.8 x 19.0 mm	7.25 in 184.2 mm	20ID/UNPOL OD	32W-BPE-0200X0075-PC-6
2 x .75 in 50.8 x 19.0 mm	7.25 in 184.2 mm	20ID/32OD	32W-BPE-0200X0075-PL-6
2 x 1 in 50.8 x 25.4 mm	7.25 in 184.2 mm	20ID/UNPOL OD	32W-BPE-0200X0100-PC-6
2 x 1 in 50.8 x 25.4 mm	7.25 in 184.2 mm	20ID/32OD	32W-BPE-0200X0100-PL-6
2 x 1.5 in 50.8 x 38.1 mm	5.25 in 133.4 mm	20ID/UNPOL OD	32W-BPE-0200X0150-PC-6
2 x 1.5 in 50.8 x 38.1 mm	5.25 in 133.4 mm	20ID/32OD	32W-BPE-0200X0150-PL-6
2.5 x .5 in 63.5 x 12.7 mm	9.75 in 247.7 mm	20ID/UNPOL OD	32W-BPE-0250X0050-PC-6
2.5 x .5 in 63.5 x 12.7 mm	9.75 in 247.7 mm	20ID/32OD	32W-BPE-0250X0050-PL-6
2.5 x .75 in 63.5 x 19.0 mm	9.25 in 235.0 mm	20ID/UNPOL OD	32W-BPE-0250X0075-PC-6
2.5 x .75 in 63.5 x 19.0 mm	9.25 in 235.0 mm	20ID/32OD	32W-BPE-0250X0075-PL-6

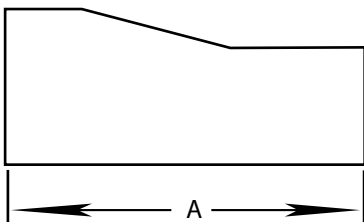


# 32W-BPE

Continued

## Buttweld Eccentric Reducers

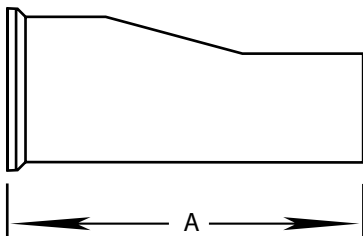
Size	A	Surface Finish	316L Item Number
2.5 x 1 in 63.5 x 25.4 mm	9.25 in 235.0 mm	20ID/UNPOL OD	32W-BPE-0250X0100-PC-6
2.5 x 1 in 63.5 x 25.4 mm	9.25 in 235.0 mm	20ID/32OD	32W-BPE-0250X0100-PL-6
2.5 x 1.5 in 63.5 x 38.1 mm	7.50 in 190.5 mm	20ID/UNPOL OD	32W-BPE-0250X0150-PC-6
2.5 x 1.5 in 63.5 x 38.1 mm	7.50 in 190.5 mm	20ID/32OD	32W-BPE-0250X0150-PL-6
2.5 x 2 in 63.5 x 50.8 mm	5.50 in 139.7 mm	20ID/UNPOL OD	32W-BPE-0250X0200-PC-6
2.5 x 2 in 63.5 x 50.8 mm	5.50 in 139.7 mm	20ID/32OD	32W-BPE-0250X0200-PL-6
3 x 1 in 76.2 x 25.4 mm	11.25 in 285.8 mm	20ID/UNPOL OD	32W-BPE-0300X0100-PC-6
3 x 1 in 76.2 x 25.4 mm	11.25 in 285.8 mm	20ID/32OD	32W-BPE-0300X0100-PL-6
3 x 1.5 in 76.2 x 38.1 mm	9.25 in 235.0 mm	20ID/UNPOL OD	32W-BPE-0300X0150-PC-6
3 x 1.5 in 76.2 x 38.1 mm	9.25 in 235.0 mm	20ID/32OD	32W-BPE-0300X0150-PL-6
3 x 2 in 76.2 x 50.8 mm	7.50 in 190.5 mm	20ID/UNPOL OD	32W-BPE-0300X0200-PC-6
3 x 2 in 76.2 x 50.8 mm	7.50 in 190.5 mm	20ID/32OD	32W-BPE-0300X0200-PL-6
3 x 2.5 in 76.2 x 63.5 mm	5.50 in 139.7 mm	20ID/UNPOL OD	32W-BPE-0300X0250-PC-6
3 x 2.5 in 76.2 x 63.5 mm	5.50 in 139.7 mm	20ID/32OD	32W-BPE-0300X0250-PL-6
4 x 1 in 101.6 x 25.4 mm	15.50 in 393.7 mm	20ID/UNPOL OD	32W-BPE-0400X0100-PC-6
4 x 1 in 101.6 x 25.4 mm	15.50 in 393.7 mm	20ID/32OD	32W-BPE-0400X0100-PL-6
4 x 1.5 in 101.6 x 38.1 mm	13.50 in 342.9 mm	20ID/UNPOL OD	32W-BPE-0400X0150-PC-6
4 x 1.5 in 101.6 x 38.1 mm	13.50 in 342.9 mm	20ID/32OD	32W-BPE-0400X0150-PL-6
4 x 2 in 101.6 x 50.8 mm	11.75 in 298.5 mm	20ID/UNPOL OD	32W-BPE-0400X0200-PC-6
4 x 2 in 101.6 x 50.8 mm	11.75 in 298.5 mm	20ID/32OD	32W-BPE-0400X0200-PL-6
4 x 2.5 in 101.6 x 63.5 mm	9.75 in 247.7 mm	20ID/UNPOL OD	32W-BPE-0400X0250-PC-6
4 x 2.5 in 101.6 x 63.5 mm	9.75 in 247.7 mm	20ID/32OD	32W-BPE-0400X0250-PL-6
4 x 3 in 101.6 x 76.2 mm	7.75 in 196.9 mm	20ID/UNPOL OD	32W-BPE-0400X0300-PC-6
4 x 3 in 101.6 x 76.2 mm	7.75 in 196.9 mm	20ID/32OD	32W-BPE-0400X0300-PL-6



## 32M-BPE

### Clamp x Weld Eccentric Reducer

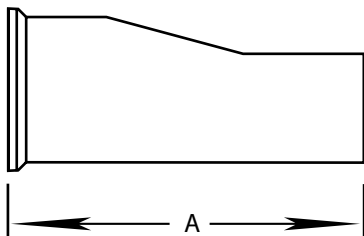
Size	A	Surface Finish	316L Item Number
.75 x .5 in 19.0 x 12.7 mm	3.00 in 76.2 mm	20ID/UNPOL OD	32M-BPE-0075X0050-PC-6
.75 x .5 in 19.0 x 12.7 mm	3.00 in 76.2 mm	20ID/32OD	32M-BPE-0075X0050-PL-6
1 x .5 in 25.4 x 12.7 mm	3.50 in 88.9 mm	20ID/UNPOL OD	32M-BPE-0100X0050-PC-6
1 x .5 in 25.4 x 12.7 mm	3.50 in 88.9 mm	20ID/32OD	32M-BPE-0100X0050-PL-6
1 x .75 in 25.4 x 19.0 mm	3.00 in 76.2 mm	20ID/UNPOL OD	32M-BPE-0100X0075-PC-6
1 x .75 in 25.4 x 19.0 mm	3.00 in 76.2 mm	20ID/32OD	32M-BPE-0100X0075-PL-6
1.5 x .5 in 38.1 x 12.7 mm	4.50 in 114.3 mm	20ID/UNPOL OD	32M-BPE-0150X0050-PC-6
1.5 x .5 in 38.1 x 12.7 mm	4.50 in 114.3 mm	20ID/32OD	32M-BPE-0150X0050-PL-6
1.5 x .75 in 38.1 x 19.0 mm	4.00 in 101.6 mm	20ID/UNPOL OD	32M-BPE-0150X0075-PC-6
1.5 x .75 in 38.1 x 19.0 mm	4.00 in 101.6 mm	20ID/32OD	32M-BPE-0150X0075-PL-6
1.5 x 1 in 38.1 x 25.4 mm	4.00 in 101.6 mm	20ID/UNPOL OD	32M-BPE-0150X0100-PC-6
1.5 x 1 in 38.1 x 25.4 mm	4.00 in 101.6 mm	20ID/32OD	32M-BPE-0150X0100-PL-6
2 x .5 in 50.8 x 12.7 mm	6.50 in 165.1 mm	20ID/UNPOL OD	32M-BPE-0200X0050-PC-6
2 x .5 in 50.8 x 12.7 mm	6.50 in 165.1 mm	20ID/32OD	32M-BPE-0200X0050-PL-6
2 x .75 in 50.8 x 19.0 mm	6.00 in 152.4 mm	20ID/UNPOL OD	32M-BPE-0200X0075-PC-6
2 x .75 in 50.8 x 19.0 mm	6.00 in 152.4 mm	20ID/32OD	32M-BPE-0200X0075-PL-6
2 x 1 in 50.8 x 25.4 mm	6.00 in 152.4 mm	20ID/UNPOL OD	32M-BPE-0200X0100-PC-6
2 x 1 in 50.8 x 25.4 mm	6.00 in 152.4 mm	20ID/32OD	32M-BPE-0200X0100-PL-6
2 x 1.5 in 50.8 x 38.1 mm	4.00 in 101.6 mm	20ID/UNPOL OD	32M-BPE-0200X0150-PC-6
2 x 1.5 in 50.8 x 38.1 mm	4.00 in 101.6 mm	20ID/32OD	32M-BPE-0200X0150-PL-6
2.5 x .5 in 63.5 x 12.7 mm	8.50 in 215.9 mm	20ID/UNPOL OD	32M-BPE-0250X0050-PC-6
2.5 x .5 in 63.5 x 12.7 mm	8.50 in 215.9 mm	20ID/32OD	32M-BPE-0250X0050-PL-6
2.5 x .75 in 63.5 x 19.0 mm	8.00 in 203.2 mm	20ID/UNPOL OD	32M-BPE-0250X0075-PC-6
2.5 x .75 in 63.5 x 19.0 mm	8.00 in 203.2 mm	20ID/32OD	32M-BPE-0250X0075-PL-6



## 32M-BPE Continued

### Clamp x Weld Eccentric Reducer

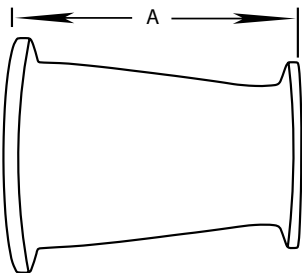
Size	A	Surface Finish	316L Item Number
2.5 x 1 in 63.5 x 25.4 mm	8.00 in 203.2 mm	20ID/UNPOL OD	32M-BPE-0250X0100-PC-6
2.5 x 1 in 63.5 x 25.4 mm	8.00 in 203.2 mm	20ID/32OD	32M-BPE-0250X0100-PL-6
2.5 x 1.5 in 63.5 x 38.1 mm	6.00 in 152.4 mm	20ID/UNPOL OD	32M-BPE-0250X0150-PC-6
2.5 x 1.5 in 63.5 x 38.1 mm	6.00 in 152.4 mm	20ID/32OD	32M-BPE-0250X0150-PL-6
2.5 x 2 in 63.5 x 50.8 mm	4.25 in 108.0 mm	20ID/UNPOL OD	32M-BPE-0250X0200-PC-6
2.5 x 2 in 63.5 x 50.8 mm	4.25 in 108.0 mm	20ID/32OD	32M-BPE-0250X0200-PL-6
3 x 1 in 76.2 x 25.4 mm	10.00 in 254.0 mm	20ID/UNPOL OD	32M-BPE-0300X0100-PC-6
3 x 1 in 76.2 x 25.4 mm	10.00 in 254.0 mm	20ID/32OD	32M-BPE-0300X0100-PL-6
3 x 1.5 in 76.2 x 38.1 mm	8.00 in 203.2 mm	20ID/UNPOL OD	32M-BPE-0300X0150-PC-6
3 x 1.5 in 76.2 x 38.1 mm	8.00 in 203.2 mm	20ID/32OD	32M-BPE-0300X0150-PL-6
3 x 2 in 76.2 x 50.8 mm	6.25 in 158.8 mm	20ID/UNPOL OD	32M-BPE-0300X0200-PC-6
3 x 2 in 76.2 x 50.8 mm	6.25 in 158.8 mm	20ID/32OD	32M-BPE-0300X0200-PL-6
3 x 2.5 in 76.2 x 63.5 mm	4.25 in 108.0 mm	20ID/UNPOL OD	32M-BPE-0300X0250-PC-6
3 x 2.5 in 76.2 x 63.5 mm	4.25 in 108.0 mm	20ID/32OD	32M-BPE-0300X0250-PL-6
4 x 1 in 101.6 x 25.4 mm	14.125 in 358.8 mm	20ID/UNPOL OD	32M-BPE-0400X0100-PC-6
4 x 1 in 101.6 x 25.4 mm	14.125 in 358.8 mm	20ID/32OD	32M-BPE-0400X0100-PL-6
4 x 2 in 101.6 x 50.8 mm	10.375 in 263.5 mm	20ID/UNPOL OD	32M-BPE-0400X0200-PC-6
4 x 2 in 101.6 x 50.8 mm	10.375 in 263.5 mm	20ID/32OD	32M-BPE-0400X0200-PL-6
4 x 2.5 in 101.6 x 63.5 mm	8.375 in 212.70 mm	20ID/UNPOL OD	32M-BPE-0400X0250-PC-6
4 x 2.5 in 101.6 x 63.5 mm	8.375 in 212.70 mm	20ID/32OD	32M-BPE-0400X0250-PL-6
4 x 3 in 101.6 x 76.2 mm	6.375 in 161.9 mm	20ID/UNPOL OD	32M-BPE-0400X0300-PC-6
4 x 3 in 101.6 x 76.2 mm	6.375 in 161.9 mm	20ID/32OD	32M-BPE-0400X0300-PL-6



# 3114MP-BPE

## Clamp Concentric Reducers

Size	A	Surface Finish	316L Item Number
.75 x .5 in 19.0 x 12.7 mm	2.00 in 50.8 mm	20ID/UNPOL OD	3114MP-BPE-0075X0050-PC-6
.75 x .5 in 19.0 x 12.7 mm	2.00 in 50.8 mm	20ID/32OD	3114MP-BPE-0075X0050-PL-6
1 x .5 in 25.4 x 12.7 mm	2.50 in 63.5 mm	20ID/UNPOL OD	3114MP-BPE-0100X0050-PC-6
1 x .5 in 25.4 x 12.7 mm	2.50 in 63.5 mm	20ID/32OD	3114MP-BPE-0100X0050-PL-6
1 x .75 in 25.4 x 19.0 mm	2.00 in 50.8 mm	20ID/UNPOL OD	3114MP-BPE-0100X0075-PC-6
1 x .75 in 25.4 x 19.0 mm	2.00 in 50.8 mm	20ID/32OD	3114MP-BPE-0100X0075-PL-6
1.5 x .5 in 38.1 x 12.7 mm	3.50 in 88.9 mm	20ID/UNPOL OD	3114MP-BPE-0150X0050-PC-6
1.5 x .5 in 38.1 x 12.7 mm	3.50 in 88.9 mm	20ID/32OD	3114MP-BPE-0150X0050-PL-6
1.5 x .75 in 38.1 x 19.0 mm	3.00 in 76.2 mm	20ID/UNPOL OD	3114MP-BPE-0150X0075-PC-6
1.5 x .75 in 38.1 x 19.0 mm	3.00 in 76.2 mm	20ID/32OD	3114MP-BPE-0150X0075-PL-6
1.5 x 1 in 38.1 x 25.4 mm	3.00 in 76.2 mm	20ID/UNPOL OD	3114MP-BPE-0150X0100-PC-6
1.5 x 1 in 38.1 x 25.4 mm	3.00 in 76.2 mm	20ID/32OD	3114MP-BPE-0150X0100-PL-6
2 x .5 in 50.8 x 12.7 mm	5.50 in 139.7 mm	20ID/UNPOL OD	3114MP-BPE-0200X0050-PC-6
2 x .5 in 50.8 x 12.7 mm	5.50 in 139.7 mm	20ID/32OD	3114MP-BPE-0200X0050-PL-6
2 x .75 in 50.8 x 19.0 mm	5.00 in 127.0 mm	20ID/UNPOL OD	3114MP-BPE-0200X0075-PC-6
2 x .75 in 50.8 x 19.0 mm	5.00 in 127.0 mm	20ID/32OD	3114MP-BPE-0200X0075-PL-6
2 x 1 in 50.8 x 25.4 mm	5.00 in 127.0 mm	20ID/UNPOL OD	3114MP-BPE-0200X0100-PC-6
2 x 1 in 50.8 x 25.4 mm	5.00 in 127.0 mm	20ID/32OD	3114MP-BPE-0200X0100-PL-6
2 x 1.5 in 50.8 x 38.1 mm	3.00 in 76.2 mm	20ID/UNPOL OD	3114MP-BPE-0200X0150-PC-6
2 x 1.5 in 50.8 x 38.1 mm	3.00 in 76.2 mm	20ID/32OD	3114MP-BPE-0200X0150-PL-6
2.5 x .5 in 63.5 x 12.7 mm	7.50 in 190.5 mm	20ID/UNPOL OD	3114MP-BPE-0250X0050-PC-6
2.5 x .5 in 63.5 x 12.7 mm	7.50 in 190.5 mm	20ID/32OD	3114MP-BPE-0250X0050-PL-6
2.5 x .75 in 63.5 x 19.0 mm	7.00 in 177.8 mm	20ID/UNPOL OD	3114MP-BPE-0250X0075-PC-6
2.5 x .75 in 63.5 x 19.0 mm	7.00 in 177.8 mm	20ID/32OD	3114MP-BPE-0250X0075-PL-6

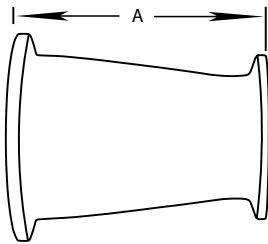


# 3114MP-BPE

*Continued*

## Clamp Concentric Reducers

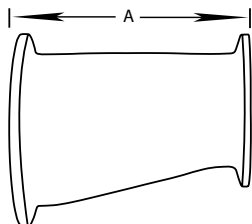
Size	A	Surface Finish	316L Item Number
2.5 x 1 in 63.5 x 25.4 mm	7.00 in 177.8 mm	20ID/UNPOL OD	3114MP-BPE-0250X0100-PC-6
2.5 x 1 in 63.5 x 25.4 mm	7.00 in 177.8 mm	20ID/32OD	3114MP-BPE-0250X0100-PL-6
2.5 x 1.5 in 63.5 x 38.1 mm	5.00 in 127.0 mm	20ID/UNPOL OD	3114MP-BPE-0250X0150-PC-6
2.5 x 1.5 in 63.5 x 38.1 mm	5.00 in 127.0 mm	20ID/32OD	3114MP-BPE-0250X0150-PL-6
2.5 x 2 in 63.5 x 50.8 mm	3.00 in 76.2 mm	20ID/UNPOL OD	3114MP-BPE-0250X0200-PC-6
2.5 x 2 in 63.5 x 50.8 mm	3.00 in 76.2 mm	20ID/32OD	3114MP-BPE-0250X0200-PL-6
3 x 1 in 76.2 x 25.4 mm	9.00 in 228.6 mm	20ID/UNPOL OD	3114MP-BPE-0300X0100-PC-6
3 x 1 in 76.2 x 25.4 mm	9.00 in 228.6 mm	20ID/32OD	3114MP-BPE-0300X0100-PL-6
3 x 1.5 in 76.2 x 38.1 mm	7.00 in 177.8 mm	20ID/UNPOL OD	3114MP-BPE-0300X0150-PC-6
3 x 1.5 in 76.2 x 38.1 mm	7.00 in 177.8 mm	20ID/32OD	3114MP-BPE-0300X0150-PL-6
3 x 2 in 76.2 x 50.8 mm	5.00 in 127.0 mm	20ID/UNPOL OD	3114MP-BPE-0300X0200-PC-6
3 x 2 in 76.2 x 50.8 mm	5.00 in 127.0 mm	20ID/32OD	3114MP-BPE-0300X0200-PL-6
3 x 2.5 in 76.2 x 63.5 mm	3.00 in 76.2 mm	20ID/UNPOL OD	3114MP-BPE-0300X0250-PC-6
3 x 2.5 in 76.2 x 63.5 mm	3.00 in 76.2 mm	20ID/32OD	3114MP-BPE-0300X0250-PL-6
4 x 1 in 101.6 x 25.4 mm	13.125 in 333.4 mm	20ID/UNPOL OD	3114MP-BPE-0400X0100-PC-6
4 x 1 in 101.6 x 25.4 mm	13.125 in 333.4 mm	20ID/32OD	3114MP-BPE-0400X0100-PL-6
4 x 1.5 in 101.6 x 38.1 mm	11.125 in 282.6 mm	20ID/UNPOL OD	3114MP-BPE-0400X0150-PC-6
4 x 1.5 in 101.6 x 38.1 mm	11.125 in 282.6 mm	20ID/32OD	3114MP-BPE-0400X0150-PL-6
4 x 2 in 101.6 x 50.8 mm	9.125 in 231.8 mm	20ID/UNPOL OD	3114MP-BPE-0400X200-PC-6
4 x 2 in 101.6 x 50.8 mm	9.125 in 231.8 mm	20ID/32OD	3114MP-BPE-0400X200-PL-6
4 x 2.5 in 101.6 x 63.5 mm	7.125 in 181.0 mm	20ID/UNPOL OD	3114MP-BPE-0400X250-PC-6
4 x 2.5 in 101.6 x 63.5 mm	7.125 in 181.0 mm	20ID/32OD	3114MP-BPE-0400X250-PL-6
4 x 3 in 101.6 x 76.2 mm	5.125 in 130.2 mm	20ID/UNPOL OD	3114MP-BPE-0400X300-PC-6
4 x 3 in 101.6 x 76.2 mm	5.125 in 130.2 mm	20ID/32OD	3114MP-BPE-0400X300-PL-6



# 3214MP-BPE

## Clamp Eccentric Reducer

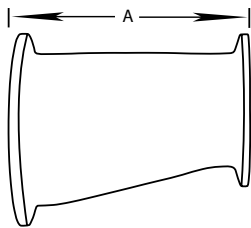
Size	A	Surface Finish	316L Item Number
.75 x .5 in 19.0 x 12.7 mm	2.00 in 50.8 mm	20ID/UNPOL OD	3214MP-BPE-0075X0050-PC-6
.75 x .5 in 19.0 x 12.7 mm	2.00 in 50.8 mm	20ID/32OD	3214MP-BPE-0075X0050-PL-6
1 x .5 in 25.4 x 12.7 mm	2.50 in 63.5 mm	20ID/UNPOL OD	3214MP-BPE-0100X0050-PC-6
1 x .5 in 25.4 x 12.7 mm	2.50 in 63.5 mm	20ID/32OD	3214MP-BPE-0100X0050-PL-6
1 x .75 in 25.4 x 19.0 mm	2.00 in 50.8 mm	20ID/UNPOL OD	3214MP-BPE-0100X0075-PC-6
1 x .75 in 25.4 x 19.0 mm	2.00 in 50.8 mm	20ID/32OD	3214MP-BPE-0100X0075-PL-6
1.5 x .5 in 38.1 x 12.7 mm	3.50 in 88.9 mm	20ID/UNPOL OD	3214MP-BPE-0150X0050-PC-6
1.5 x .5 in 38.1 x 12.7 mm	3.50 in 88.9 mm	20ID/32OD	3214MP-BPE-0150X0050-PL-6
1.5 x .75 in 38.1 x 19.0 mm	3.00 in 76.2 mm	20ID/UNPOL OD	3214MP-BPE-0150X0075-PC-6
1.5 x .75 in 38.1 x 19.0 mm	3.00 in 76.2 mm	20ID/32OD	3214MP-BPE-0150X0075-PL-6
1.5 x 1 in 38.1 x 25.4 mm	3.00 in 76.2 mm	20ID/UNPOL OD	3214MP-BPE-0150X0100-PC-6
1.5 x 1 in 38.1 x 25.4 mm	3.00 in 76.2 mm	20ID/32OD	3214MP-BPE-0150X0100-PL-6
2 x .5 in 50.8 x 12.7 mm	5.50 in 139.7 mm	20ID/UNPOL OD	3214MP-BPE-0200X0050-PC-6
2 x .5 in 50.8 x 12.7 mm	5.50 in 139.7 mm	20ID/32OD	3214MP-BPE-0200X0050-PL-6
2 x .75 in 50.8 x 19.0 mm	5.00 in 127.0 mm	20ID/UNPOL OD	3214MP-BPE-0200X0075-PC-6
2 x .75 in 50.8 x 19.0 mm	5.00 in 127.0 mm	20ID/32OD	3214MP-BPE-0200X0075-PL-6
2 x 1 in 50.8 x 25.4 mm	5.00 in 127.0 mm	20ID/UNPOL OD	3214MP-BPE-0200X0100-PC-6
2 x 1 in 50.8 x 25.4 mm	5.00 in 127.0 mm	20ID/32OD	3214MP-BPE-0200X0100-PL-6
2 x 1.5 in 50.8 x 38.1 mm	3.00 in 76.2 mm	20ID/UNPOL OD	3214MP-BPE-0200X0150-PC-6
2 x 1.5 in 50.8 x 38.1 mm	3.00 in 76.2 mm	20ID/32OD	3214MP-BPE-0200X0150-PL-6
2.5 x .5 in 63.5 x 12.7 mm	7.50 in 190.5 mm	20ID/UNPOL OD	3214MP-BPE-0250X0050-PC-6
2.5 x .5 in 63.5 x 12.7 mm	7.50 in 190.5 mm	20ID/32OD	3214MP-BPE-0250X0050-PL-6



**3214MP-BPE**  
*Continued*

**Clamp Eccentric Reducer**

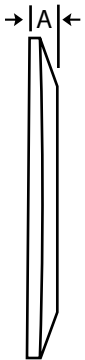
Size	A	Surface Finish	316L Item Number
2.5 x .75 in 63.5 x 19.0 mm	7.00 in 177.8 mm	20ID/UNPOL OD	3214MP-BPE-0250X0075-PC-6
2.5 x .75 in 63.5 x 19.0 mm	7.00 in 177.8 mm	20ID/32OD	3214MP-BPE-0250X0075-PL-6
2.5 x 1 in 63.5 x 25.4 mm	7.00 in 177.8 mm	20ID/UNPOL OD	3214MP-BPE-0250X0100-PC-6
2.5 x 1 in 63.5 x 25.4 mm	7.00 in 177.8 mm	20ID/32OD	3214MP-BPE-0250X0100-PL-6
2.5 x 1.5 in 63.5 x 38.1 mm	5.00 in 127.0 mm	20ID/UNPOL OD	3214MP-BPE-0250X0150-PC-6
2.5 x 1.5 in 63.5 x 38.1 mm	5.00 in 127.0 mm	20ID/32OD	3214MP-BPE-0250X0150-PL-6
2.5 x 2 in 63.5 x 50.8 mm	3.00 in 76.2 mm	20ID/UNPOL OD	3214MP-BPE-0250X0200-PC-6
2.5 x 2 in 63.5 x 50.8 mm	3.00 in 76.2 mm	20ID/32OD	3214MP-BPE-0250X0200-PL-6
3 x 1 in 76.2 x 25.4 mm	9.00 in 228.6 mm	20ID/UNPOL OD	3214MP-BPE-0300X0100-PC-6
3 x 1 in 76.2 x 25.4 mm	9.00 in 228.6 mm	20ID/32OD	3214MP-BPE-0300X0100-PL-6
3 x 1.5 in 76.2 x 38.1 mm	7.00 in 177.8 mm	20ID/UNPOL OD	3214MP-BPE-0300X0150-PC-6
3 x 1.5 in 76.2 x 38.1 mm	7.00 in 177.8 mm	20ID/32OD	3214MP-BPE-0300X0150-PL-6
3 x 2 in 76.2 x 50.8 mm	5.00 in 127.0 mm	20ID/UNPOL OD	3214MP-BPE-0300X0200-PC-6
3 x 2 in 76.2 x 50.8 mm	5.00 in 127.0 mm	20ID/32OD	3214MP-BPE-0300X0200-PL-6
3 x 2.5 in 76.2 x 63.5 mm	3.00 in 76.2 mm	20ID/UNPOL OD	3214MP-BPE-0300X0250-PC-6
3 x 2.5 in 76.2 x 63.5 mm	3.00 in 76.2 mm	20ID/32OD	3214MP-BPE-0300X0250-PL-6
4 x 1 in 101.6 x 25.4 mm	13.125 in 333.4 mm	20ID/UNPOL OD	3214MP-BPE-0400X0100-PC-6
4 x 1 in 101.6 x 25.4 mm	13.125 in 333.4 mm	20ID/32OD	3214MP-BPE-0400X0100-PL-6
4 x 2 in 101.6 x 50.8 mm	9.125 in 231.8 mm	20ID/UNPOL OD	3214MP-BPE-0400X200-PC-6
4 x 2 in 101.6 x 50.8 mm	9.125 in 231.8 mm	20ID/32OD	3214MP-BPE-0400X200-PL-6
4 x 2.5 in 101.6 x 63.5 mm	7.125 in 181.0 mm	20ID/UNPOL OD	3214MP-BPE-0400X250-PC-6
4 x 2.5 in 101.6 x 63.5 mm	7.125 in 181.0 mm	20ID/32OD	3214MP-BPE-0400X250-PL-6
4 x 3 in 101.6 x 76.2 mm	5.125 in 130.2 mm	20ID/UNPOL OD	3214MP-BPE-0400X300-PC-6
4 x 3 in 101.6 x 76.2 mm	5.125 in 130.2 mm	20ID/32OD	3214MP-BPE-0400X300-PL-6



# 16AMP-BPE

## Solid Clamp End Cap

Tube O.D.	A	Finish	316L Item Number
.75 in 19.0 mm	0.19 in 4.8 mm	20ID/32OD	16AMP-BPE-0075-PL-6
1.5 in 38.1 mm	0.25 in 6.4 mm	20ID/32OD	16AMP-BPE-0150-PL-6
2 in 50.8 mm	0.25 in 6.4 mm	20ID/32OD	16AMP-BPE-0200-PL-6
2.5 in 63.5 mm	0.25 in 6.4 mm	20ID/32OD	16AMP-BPE-0250-PL-6
3 in 76.2 mm	0.25 in 6.4 mm	20ID/32OD	16AMP-BPE-0300-PL-6
4 in 101.6 mm	0.312 in 7.9 mm	20ID/32OD	16AMP-BPE-0400-PL-6
6 in 152.4 mm	0.437 in 11.1 mm	20ID/32OD	16AMP-BPE-0600-PL-6



# APN








Where precision and value take form



STANDARD AND CUSTOM STAINLESS STEEL TUBE FITTINGS



CLAMP FITTINGS

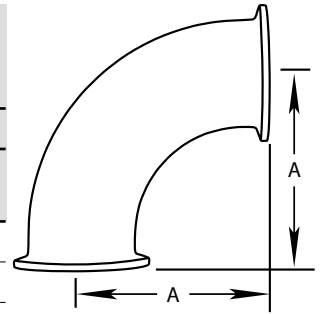
CONTENTS		Bevel Seat Fittings
		BPE Fittings
		Clamp Fittings
		I-Line Fittings
		John Perry Fittings
		Sanitary Butt weld Fittings
		Tube O.D. Fittings

Call toll-free to order: 877.276.7766 • [www.apn-inc.net](http://www.apn-inc.net)

## 2CMP

### 90° Clamp Elbow 3-A

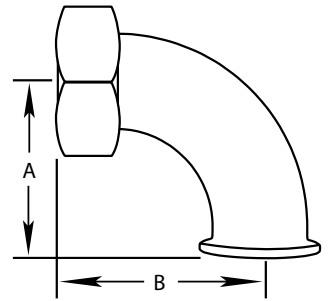
304 Item Number	Tube O.D.	A	316L Item Number
2CMP-0100-7-4	1	2.000	2CMP-0100-7-6
2CMP-0150-7-4	1.5	2.750	2CMP-0150-7-6
2CMP-0200-7-4	2	3.500	2CMP-0200-7-6
2CMP-0250-7-4	2.5	4.250	2CMP-0250-7-6
2CMP-0300-7-4	3	5.000	2CMP-0300-7-6
2CMP-0400-7-4	4	6.625	2CMP-0400-7-6
2CMP-0600-7-4	6	9.875	2CMP-0600-7-6



## 2FMP14

### 90° Clamp x Plain Bevel Seat with Hex Nut Elbow 3-A

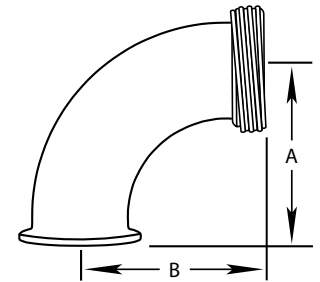
304 Item Number	Tube O.D.	A	B	316L Item Number
2FMP14-0100-7-4	1	2.000	2.188	2FMP14-0100-7-6
2FMP14-0150-7-4	1.5	2.750	2.968	2FMP14-0150-7-6
2FMP14-0200-7-4	2	3.500	3.719	2FMP14-0200-7-6
2FMP14-0250-7-4	2.5	4.250	4.594	2FMP14-0250-7-6
2FMP14-0300-7-4	3	5.000	5.406	2FMP14-0300-7-6
2FMP14-0400-7-4	4	6.625	7.218	2FMP14-0400-7-6

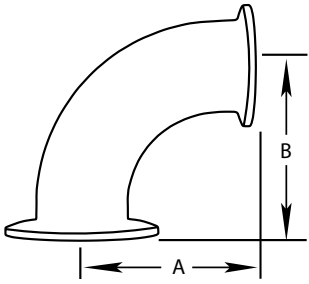


## 2FMP15

### 90° Clamp x Threaded Bevel Seat Elbow 3-A

304 Item Number	Tube O.D.	A	B	316L Item Number
2FMP-15-0100-7-4	1	1.875	2.000	2FMP-15-0100-7-6
2FMP-15-0150-7-4	1.5	2.750	2.968	2FMP-15-0150-7-6
2FMP-15-0200-7-4	2	3.500	3.719	2FMP-15-0200-7-6
2FMP-15-0250-7-4	2.5	4.250	4.594	2FMP-15-0250-7-6
2FMP-15-0300-7-4	3	5.000	5.406	2FMP-15-0300-7-6
2FMP-15-0400-7-4	4	6.625	7.219	2FMP-15-0400-7-6

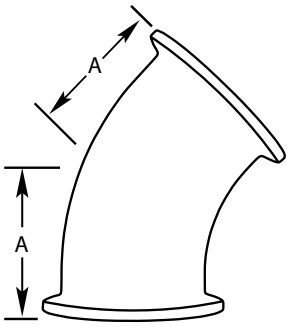




## 2CM31MP

### 90° Clamp Reducing Elbow 3-A

304 Item Number	Tube O.D.	A	B	316L Item Number
2CM31MP-0200x0100-7-4	2 x 1	2.000	2.000	2CM31MP-0200x0100-7-6
2CM31MP-0200x0150-7-4	2 x 1.5	2.750	2.750	2CM31MP-0200x0150-7-6
2CM31MP-0250x0100-7-4	2.5 x 1	2.000	2.000	2CM31MP-0250x0100-7-6
2CM31MP-0250x0150-7-4	2.5 x 1.5	2.750	2.750	2CM31MP-0250x0150-7-6
2CM31MP-0250x0200-7-4	2.5 x 2	3.500	3.500	2CM31MP-0250x0200-7-6
2CM31MP-0300x0150-7-4	3 x 1.5	2.750	2.750	2CM31MP-0300x0150-7-6
2CM31MP-0300x0200-7-4	3 x 2	3.500	3.500	2CM31MP-0300x0200-7-6
2CM31MP-0300x0250-7-4	3 x 2.5	4.250	4.250	2CM31MP-0300x0250-7-6
2CM31MP-0400x0250-7-4	4 x 2.5	4.250	4.375	2CM31MP-0400x0250-7-6
2CM31MP-0400x0300-7-4	4 x 3	5.000	5.125	2CM31MP-0400x0300-7-6
2CM31MP-0600x0400-7-4	6 x 4	6.625	6.875	2CM31MP-0600x0400-7-6



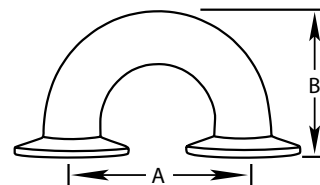
## 2KMP

### 45° Clamp Elbow 3-A

304 Item Number	Tube O.D.	A	316L Item Number
2KMP-0100-7-4	1	1.125	2KMP-0100-7-6
2KMP-0150-7-4	1.5	1.437	2KMP-0150-7-6
2KMP-0200-7-4	2	1.750	2KMP-0200-7-6
2KMP-0250-7-4	2.5	2.062	2KMP-0250-7-6
2KMP-0300-7-4	3	2.375	2KMP-0300-7-6
2KMP-0400-7-4	4	3.125	2KMP-0400-7-6
2KMP-0600-7-4	6	4.625	2KMP-0600-7-6

## 2WUMP

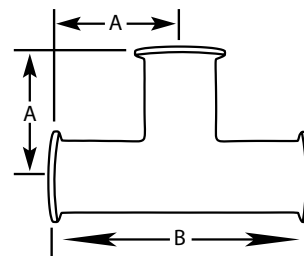
### 180° Clamp Return Bend 3-A



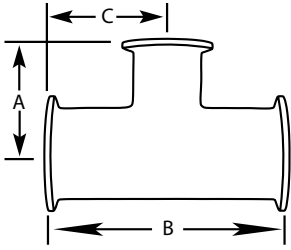
304 Item Number	Tube O.D.	A	B	316L Item Number
2WUMP-0100-7-4	1	3.0	2.500	2WUMP-0100-7-6
2WUMP-0150-7-4	1.5	4.5	3.500	2WUMP-0150-7-6
2WUMP-0200-7-4	2	6.0	4.500	2WUMP-0200-7-6
2WUMP-0250-7-4	2.5	7.5	5.500	2WUMP-0250-7-6
2WUMP-0300-7-4	3	9.0	6.500	2WUMP-0300-7-6
2WUMP-0400-7-4	4	12.0	8.625	2WUMP-0400-7-6

## 7MP

### Clamp Tee 3-A



304 Item Number	Tube O.D.	A	B	316L Item Number
7MP-0100-7-4	1	2.375	4.75	7MP-0100-7-6
7MP-0150-7-4	1.5	2.750	5.50	7MP-0150-7-6
7MP-0200-7-4	2	3.500	7.00	7MP-0200-7-6
7MP-0250-7-4	2.5	3.500	7.00	7MP-0250-7-6
7MP-0300-7-4	3	3.750	7.50	7MP-0300-7-6
7MP-0400-7-4	4	4.500	9.00	7MP-0400-7-6
7MP-0600-7-4	6	6.500	13.00	7MP-0600-7-6



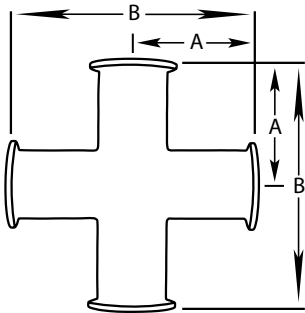
## 7RMP

## Clamp Reducing Tee 3-A

304 Item Number	Tube O.D.	A	B	C	316L Item Number
-	.75 x.5	2.500	5.000	2.500	7RMP-0075X0050-7-6
-	1 x.5	2.625	5.250	2.625	7RMP-0100X0050-7-6
7RMP-0100X0075-7-4	1 x.75	2.625	5.250	2.625	7RMP-0100X0075-7-6
-	1.5 x.5	2.875	5.750	2.875	7RMP-0150X0050-7-6
7RMP-0150X0075-7-4	1.5 x.75	2.875	5.750	2.875	7RMP-0150X0075-7-6
7RMP-0150X0100-7-4	1.5 x 1	1.875	4.312	2.156	7RMP-0150X0100-7-6
-	2 x.5	3.375	6.25	3.125	7RMP-0200X0050-7-6
-	2 x.75	3.375	6.25	3.125	7RMP-0200X0075-7-6
7RMP-0200X0100-7-4	2 x 1	2.125	5.125	2.562	7RMP-0200X0100-7-6
7RMP-0200X0150-7-4	2 x 1.5	2.406	5.125	2.562	7RMP-0200X0150-7-6
7RMP-0250X0150-7-4	2.5 x 1.5	2.656	5.688	2.844	7RMP-0250X0150-7-6
7RMP-0250X0200-7-4	2.5 x 2	2.812	5.688	2.844	7RMP-0250X0200-7-6
7RMP-0300X0150-7-4	3 x 1.5	3.063	6.188	3.093	7RMP-0300X0150-7-6
7RMP-0300X0200-7-4	3 x 2	3.063	6.188	3.093	7RMP-0300X0200-7-6
7RMP-0300X0250-7-4	3 x 2.5	3.093	6.188	3.093	7RMP-0300X0250-7-6
7RMP-0400X0100-7-4	4 x 1	4.875	8.125	4.063	7RMP-0400X0100-7-6
7RMP-0400X0150-7-4	4 x 1.5	4.875	8.125	4.063	7RMP-0400X0150-7-6
7RMP-0400X0200-7-4	4 x 2	4.875	8.125	4.063	7RMP-0400X0200-7-6
7RMP-0400X0250-7-4	4 x 2.5	4.875	8.125	4.063	7RMP-0400X0250-7-6
7RMP-0400X0300-7-4	4 x 3	4.875	8.125	4.063	7RMP-0400X0300-7-6
7RMP-0600X0300-7-4	6 x 3	5.375	13.000	6.500	7RMP-0600X0300-7-6
7RMP-0600X0400-7-4	6 x 4	6.250	13.000	6.500	7RMP-0600X0400-7-6

## 9MP

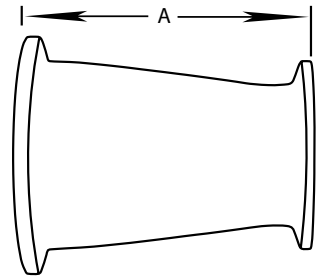
## Clamp Cross 3-A



304 Item Number	Tube O.D.	A	B	316L Item Number
9MP-0100-7-4	1	2.375	4.75	9MP-0100-7-6
9MP-0150-7-4	1.5	2.750	5.50	9MP-0150-7-6
9MP-0200-7-4	2	3.500	7.00	9MP-0200-7-6
9MP-0250-7-4	2.5	3.500	7.00	9MP-0250-7-6
9MP-0300-7-4	3	3.750	7.50	9MP-0300-7-6
9MP-0400-7-4	4	4.500	9.00	9MP-0400-7-6
9MP-0600-7-4	6	N/A	N/A	9MP-0600-7-6

## 3114MP

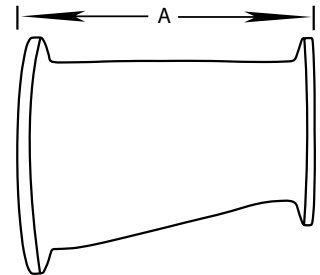
### Clamp Concentric Reducer 3-A



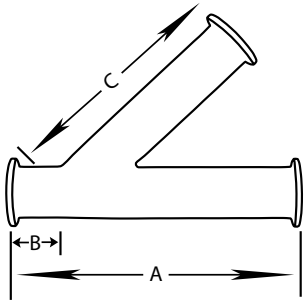
304 Item Number	Tube O.D.	A	316L Item Number
3114MP-0100x0075-7-4	1 x.75	2.000	3114MP-0100x0075-7-6
3114MP-0150x0075-7-4	1.5 x.75	4.000	3114MP-0150x0075-7-6
3114MP-0150x0100-7-4	1.5 x 1	3.000	3114MP-0150x0100-7-6
3114MP-0200x0100-7-4	2 x 1	5.000	3114MP-0200x0100-7-6
3114MP-0200x0150-7-4	2 x 1.5	3.000	3114MP-0200x0150-7-6
3114MP-0250x0150-7-4	2.5 x 1.5	5.000	3114MP-0250x0150-7-6
3114MP-0250x0200-7-4	2.5 x 2	3.000	3114MP-0250x0200-7-6
3114MP-0300x0150-7-4	3 x 1.5	7.000	3114MP-0300x0150-7-6
3114MP-0300x0200-7-4	3 x 2	5.000	3114MP-0300x0200-7-6
3114MP-0300x0250-7-4	3 x 2.5	3.000	3114MP-0300x0250-7-6
3114MP-0400x0200-7-4	4 x 2	9.125	3114MP-0400x0200-7-6
3114MP-0400x0250-7-4	4 x 2.5	7.125	3114MP-0400x0250-7-6
3114MP-0400x0300-7-4	4 x 3	5.125	3114MP-0400x0300-7-6
3114MP-0600x0300-7-4	6 x 3	6.875	3114MP-0600x0300-7-6
3114MP-0600x0400-7-4	6 x 4	7.000	3114MP-0600x0400-7-6

## 3214MP

### Clamp Eccentric Reducer 3-A



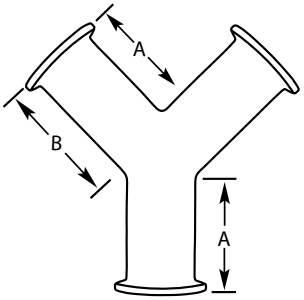
304 Item Number	Tube O.D.	A	316L Item Number
3214MP-0100x0075-7-4	1 x.75	2.000	3214MP-0100x0075-7-6
3214MP-0150x0075-7-4	1.5 x.75	4.000	3214MP-0150x0075-7-6
3214MP-0150x0100-7-4	1.5 x 1	3.000	3214MP-0150x0100-7-6
3214MP-0200x0100-7-4	2 x 1	5.000	3214MP-0200x0100-7-6
3214MP-0200x0150-7-4	2 x 1.5	3.000	3214MP-0200x0150-7-6
3214MP-0250x0150-7-4	2.5 x 1.5	5.000	3214MP-0250x0150-7-6
3214MP-0250x0200-7-4	2.5 x 2	3.000	3214MP-0250x0200-7-6
3214MP-0300x0150-7-4	3 x 1.5	7.000	3214MP-0300x0150-7-6
3214MP-0300x0200-7-4	3 x 2	5.000	3214MP-0300x0200-7-6
3214MP-0300x0250-7-4	3 x 2.5	3.000	3214MP-0300x0250-7-6
3214MP-0400x0200-7-4	4 x 2	9.125	3214MP-0400x0200-7-6
3214MP-0400x0250-7-4	4 x 2.5	7.125	3214MP-0400x0250-7-6
3214MP-0400x0300-7-4	4 x 3	5.125	3214MP-0400x0300-7-6
3214MP-0600x0300-7-4	6 x 3	6.875	3214MP-0600x0300-7-6
3214MP-0600x0400-7-4	6 x 4	7.000	3214MP-0600x0400-7-6



## 28AMP

### Clamp Lateral "Y" 3-A

304 Item Number	Tube O.D.	A	B	C	316L Item Number
28AMP-0100-7-4	1	7.000	1.500	5.500	28AMP-0100-7-6
28AMP-0150-7-4	1.5	8.375	1.687	6.687	28AMP-0150-7-6
28AMP-0200-7-4	2	9.750	2.125	7.625	28AMP-0200-7-6
28AMP-0250-7-4	2.5	11.000	2.000	9.000	28AMP-0250-7-6
28AMP-0300-7-4	3	11.750	2.375	9.375	28AMP-0300-7-6
28AMP-0400-7-4	4	14.062	2.687	11.375	28AMP-0400-7-6



## 28BMP

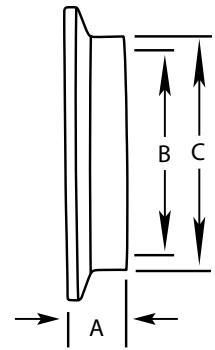
### Clamp True "Y" 3-A

304 Item Number	Tube O.D.	A	B	316L Item Number
28BMP-0100-7-4	1	2.500	2.938	28BMP-0100-7-6
28BMP-0150-7-4	1.5	2.500	2.938	28BMP-0150-7-6
28BMP-0200-7-4	2	3.125	3.750	28BMP-0200-7-6
28BMP-0250-7-4	2.5	3.870	4.625	28BMP-0250-7-6
28BMP-0300-7-4	3	4.500	5.375	28BMP-0300-7-6
28BMP-0400-7-4	4	6.000	7.187	28BMP-0400-7-6

## 14WMP

### Short Weld Ferrule 3-A

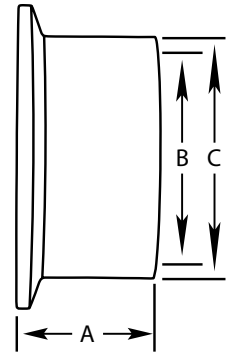
304 Item Number	Tube O.D.	A	B	C	316L Item Number
-	.50	0.500	0.370	.50	14WMP-0050-6
14WMP-0075-4	.75	0.500	0.620	.75	14WMP-0075-6
14WMP-0100-4	1	0.500	0.870	1.00	14WMP-0100-6
14WMP-0150-4	1.50	0.500	1.320	1.50	14WMP-0150-6
14WMP-0200-4	2	0.500	1.870	2.00	14WMP-0200-6
14WMP-0250-4	2.50	0.500	2.370	2.50	14WMP-0250-6
14WMP-0300-4	3	0.500	2.870	3.00	14WMP-0300-6
14WMP-0400-4	4	0.625	3.834	4.00	14WMP-0400-6
14WMP-0600-4	6	0.875	5.782	6.00	14WMP-0600-6
14WMP-0800-4	8	0.875	7.782	8.00	14WMP-0800-6

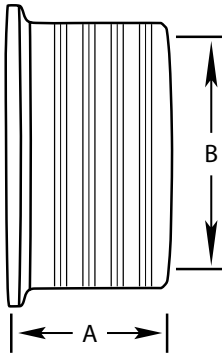


## 14AM7

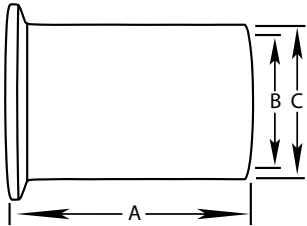
### Buttweld Ferrule 3-A

304 Item Number	Tube O.D.	A	B	C	316L Item Number
-	.50	1.125	0.375	.50	14AM7-0050-6
-	.75	1.125	0.620	.75	14AM7-0075-6
14AM7-0100-4	1	1.125	0.870	1.00	14AM7-0100-6
14AM7-0150-4	1.50	1.125	1.370	1.50	14AM7-0150-6
14AM7-0200-4	2	1.125	1.870	2.00	14AM7-0200-6
14AM7-0250-4	2.50	1.125	2.370	2.50	14AM7-0250-6
14AM7-0300-4	3	1.125	2.870	3.00	14AM7-0300-6
14AM7-0400-4	4	1.125	3.834	4.00	14AM7-0400-6
14AM7-0600-4	6	1.500	5.782	6.00	14AM7-0600-6
14AM7-0800-4	8	1.500	7.782	8.00	14AM7-0800-6

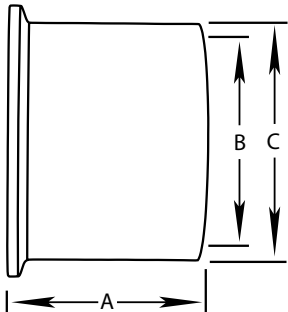


**14RMP****Roll-On Expanding Ferrule**

304 Item Number	Tube O.D.	A	B	316L Item Number
14RMP-0100-4	1	0.750	1.005	14RMP-0100-6
14RMP-0150-4	1.5	1.125	1.505	14RMP-0150-6
14RMP-0200-4	2	1.312	2.005	14RMP-0200-6
14RMP-0250-4	2.5	1.375	2.505	14RMP-0250-6
14RMP-0300-4	3	1.437	3.005	14RMP-0300-6
14RMP-0400-4	4	1.500	4.005	14RMP-0400-6

**14WLMP****Tank Weld Ferrule (Light Duty) 3-A**

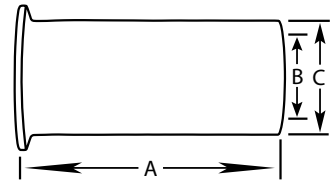
304 Item Number	Tube O.D.	A	B	C	316L Item Number
14WLMP-0100-4	1	3.0	0.870	1.0	14WLMP-0100-6
14WLMP-0150-4	1.5	3.0	1.370	1.5	14WLMP-0150-6
14WLMP-0200-4	2	3.0	1.870	2.0	14WLMP-0200-6
14WLMP-0250-4	2.5	3.0	2.370	2.5	14WLMP-0250-6
14WLMP-0300-4	3	4.0	2.870	3.0	14WLMP-0300-6
14WLMP-0400-4	4	4.0	3.834	4.0	14WLMP-0400-6
14WLMP-0600-4	6	6.0	5.782	6.0	14WLMP-0600-6
14WLMP-0800-4	8	6.0	7.782	8.0	14WLMP-0800-6

**14MPW****Tank Weld Ferrule (Heavy Duty) 3-A**

304 Item Number	Tube O.D.	A	B	C	316L Item Number
14MPW-0050-4	.50	1.625	0.321	0.502	14MPW-0050-6
14MPW-0075-4	.75	1.625	0.574	.750	14MPW-0075-6
14MPW-0100-4	1	1.625	0.870	1.160	14MPW-0100-6
14MPW-0150-4	1.50	1.625	1.370	1.676	14MPW-0150-6
14MPW-0200-4	2	1.750	1.870	2.192	14MPW-0200-6
14MPW-0250-4	2.50	1.750	2.370	2.708	14MPW-0250-6
14MPW-0300-4	3	1.813	2.870	3.224	14MPW-0300-6
14MPW-0400-4	4	2.125	3.834	4.256	14MPW-0400-6
14MPW-0600-4	6	2.500	5.758	6.192	14MPW-0600-6

## 14MPHT

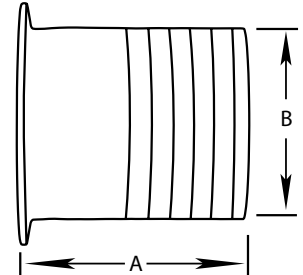
### Tygon® Hose Adapter



304 Item Number	Tube O.D.	A	B	C	316L Item Number
14MPHT-0100-4	1	4.500	0.870	1.0	14MPHT-0100-6
14MPHT-0150-4	1.5	4.500	1.370	1.5	14MPHT-0150-6
14MPHT-0200-4	2	4.500	1.870	2.0	14MPHT-0200-6
14MPHT-0250-4	2.5	4.500	2.370	2.5	14MPHT-0250-6
14MPHT-0300-4	3	4.500	2.870	3.0	14MPHT-0300-6
14MPHT-0400-4	4	4.625	3.844	4.0	14MPHT-0400-6

## 14MPHR

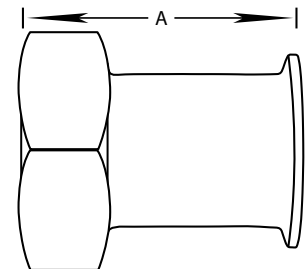
### Rubber Hose Adapter




304 Item Number	Tube O.D.	A	B	316L Item Number
14MPHR-0100-4	1	1.688	1.0	14MPHR-0100-6
14MPHR-0150-4	1.5	1.688	1.5	14MPHR-0150-6
14MPHR-0200-4	2	2.313	2.0	14MPHR-0200-6
14MPHR-0250-4	2.5	2.344	2.5	14MPHR-0250-6
14MPHR-0300-4	3	3.094	3.0	14MPHR-0300-6
14MPHR-0400-4	4	3.406	4.0	14MPHR-0400-6
14MPHR-0600-4	6	3.406	6.0	14MPHR-0600-6

## 17MP14

### Clamp x Plain Bevel Seat with Hex Nut Adapter 3-A



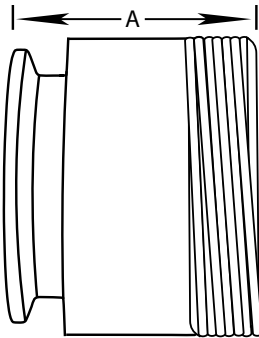
304 Item Number	Tube O.D.	A	316L Item Number
17MP14-0100-7-4	1	3.00	17MP14-0100-7-6
17MP14-0150-7-4	1.5	3.00	17MP14-0150-7-6
17MP14-0200-7-4	2	3.00	17MP14-0200-7-6
17MP14-0250-7-4	2.5	3.50	17MP14-0250-7-6
17MP14-0300-7-4	3	3.75	17MP14-0300-7-6
17MP14-0400-7-4	4	4.00	17MP14-0400-7-6



## 17MP15

### Clamp x Threaded Bevel Seat Adapter 3-A

304 Item Number	Tube O.D.	A	316L Item Number
17MP15-0100-7-4	1	1.688	17MP15-0100-7-6
17MP15-0150-7-4	1.5	1.719	17MP15-0150-7-6
17MP15-0200-7-4	2	1.719	17MP15-0200-7-6
17MP15-0250-7-4	2.5	1.844	17MP15-0250-7-6
17MP15-0300-7-4	3	1.906	17MP15-0300-7-6
17MP15-0400-7-4	4	2.344	17MP15-0400-7-6



## 21MP

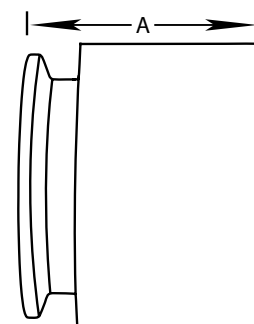
### Clamp x Male NPT Adapter

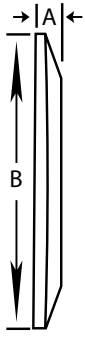
304 Item Number	Tube O.D.	A	316L Item Number
21MP-0050-4	.50	1.625	21MP-0050-6
21MP-0075-4	.75	1.787	21MP-0075-6
21MP-0100-4	1	2.250	21MP-0100-6
21MP-0150-4	1.50	2.4375	21MP-0150-6
21MP-0200-4	2	2.656	21MP-0200-6
21MP-0250-4	2.50	3.281	21MP-0250-6
21MP-0300-4	3	3.500	21MP-0300-6
21MP-0400-4	4	3.187	21MP-0400-6
21MP-0600-4	6	4.875	21MP-0600-6

## 22MP

### Clamp x Female NPT Adapter

304 Item Number	Tube O.D.	NPT Size	A	316L Item Number
22MP-0100X0050-4	1	.50	1.625	22MP-0100X0050-6
22MP-0100X0075-4	1	.75	1.625	22MP-0100X0075-6
22MP-0100X0100-4	1	1.00	1.625	22MP-0100X0100-6
22MP-0100X0150-4	1	1.50	2.250	22MP-0100X0150-6
22MP-0100X0200-4	1	2	2.250	22MP-0100X0200-6
22MP-0150X0050-4	1.50	.50	1.625	22MP-0150X0050-6
22MP-0150X0075-4	1.50	.75	1.625	22MP-0150X0075-6
22MP-0150X0100-4	1.50	1	1.625	22MP-0150X0100-6
22MP-0150X0125-4	1.50	1.25	2.250	22MP-0150X0125-6
22MP-0150X0200-4	1.50	2	2.250	22MP-0150X0200-6
22MP-0200X0050-4	2	.50	1.688	22MP-0200X0050-6
22MP-0200X0075-4	2	.75	1.688	22MP-0200X0075-6
22MP-0200X0100-4	2	1	1.688	22MP-0200X0100-6
22MP-0200X0125-4	2	1.25	1.688	22MP-0200X0125-6
22MP-0200X0150-4	2	1.50	1.688	22MP-0200X0150-6
22MP-0200X0250-4	2	2.50	2.406	22MP-0200X0250-6
22MP-0250X0100-4	2.50	1	1.313	22MP-0250X0100-6
22MP-0250X0150-4	2.50	1.50	1.656	22MP-0250X0150-6
22MP-0250X0200-4	2.50	2	1.719	22MP-0250X0200-6
22MP-0300X0250-4	3	2.50	2.188	22MP-0300X0250-6
22MP-0400X0200-4	4	2	2.188	22MP-0400X0200-6
22MP-0400X0250-4	4	2.50	2.188	22MP-0400X0250-6
22MP-0400X0300-4	4	3	2.188	22MP-0400X0300-6

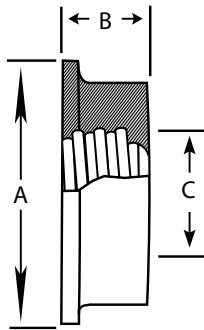




## 16AMP

### Solid End Cap

304 Item Number	Tube O.D.	A	B	316L Item Number
16AMP-0050-0075-4	.5-.75	0.187	0.992	16AMP-0050-0075-6
16AMP-0100-0150-4	1-1.5	0.250	1.984	16AMP-0100-0150-6
16AMP-0200-4	2	0.250	2.516	16AMP-0200-6
16AMP-0250-4	2.5	0.250	3.047	16AMP-0250-6
16AMP-0300-4	3	0.250	3.579	16AMP-0300-6
16AMP-0400-4	4	0.312	4.682	16AMP-0400-6
16AMP-0600-4	6	0.437	6.570	16AMP-0600-6
16AMP-0800-4	8	0.437	8.570	16AMP-0800-6
16AMP-1000-4	10	N/A	N/A	16AMP-1000-6
16AMP-1200-4	12	N/A	N/A	16AMP-1200-6



## 23BMP

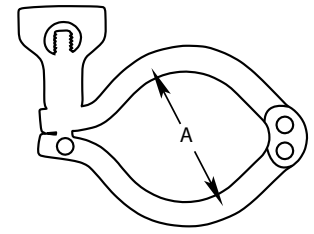
### Thermometer Cap

304 Item Number	Tube O.D.	A	B	C (NPT)	316L Item Number
23BMP-0050-4	.50	0.993	0.500	.125	23BMP-0050-6
23BMP-0075-4	.75	0.993	0.500	.250	23BMP-0075-6
23BMP-0100-4	1	1.984	0.625	.500	23BMP-0100-6
23BMP-0150-4	1.50	1.984	0.625	.750	23BMP-0150-6
23BMP-0200-4	2	2.516	0.625	.750	23BMP-0200-6
23BMP-0250-4	2.50	3.047	0.625	.750	23BMP-0250-6
23BMP-0300-4	3	3.579	0.625	.750	23BMP-0300-6
23BMP-0400-4	4	4.682	0.625	.750	23BMP-0400-6

## 13MHHM

### Single Pin Heavy Duty Clamp

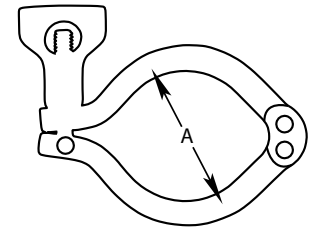
304 Item Number	Tube O.D.	A	316L Item Number
13MHHM-14-0075-4	.5-.75	1.062	—
13MHHM-14-0150-4	1-1.5	2.122	—
13MHHM-14-0200-4	2	2.654	—
13MHHM-14-0250-4	2.5	3.185	—
13MHHM-14-0300-4	3	3.717	—
13MHHM-14-0400-4	4	4.820	—
13MHHM-14-0500-4	5	N/A	—
13MHHM-14-0600-4	6	6.695	—
13MHHM-14-0800-4	8	8.695	—
13MHHM-14-1000-4	10	N/A	—
13MHHM-14-1200-4	12	N/A	—

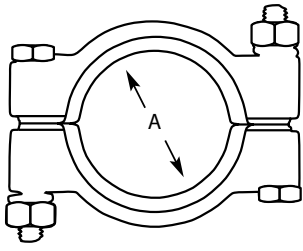


## 13MHHM-DP

### Double Pin Heavy Duty Clamp

304 Item Number	Tube O.D.	A	316L Item Number
13MHHM-DP-0150-4	1-1.5	2.122	—
13MHHM-DP-0200-4	2	2.654	—
13MHHM-DP-0250-4	2.5	3.185	—
13MHHM-DP-0300-4	3	3.717	—
13MHHM-DP-0400-4	4	4.820	—
13MHHM-DP-0500-4	5	N/A	—
13MHHM-DP-0600-4	6	N/A	—
13MHHM-DP-0800-4	8	N/A	—
13MHHM-DP-1000-4	10	N/A	—





## 13MHP

### Bolted Clamp

304 Item Number	Tube O.D.	A	316L Item Number
13MHP-0075-4	.5-.75	1.062	–
13MHP-0150-4	1-1.5	2.046	–
13MHP-0200-4	2	2.578	–
13MHP-0250-4	2.5	3.110	–
13MHP-0300-4	3	3.460	–
13MHP-0400-4	4	4.744	–
13MHP-0600-4	6	N/A	–
13MHP-0800-4	8	N/A	–
13MHP-1000-4	10	N/A	–
13MHP-1200-4	12	N/A	–








# APN

Where precision and value take form



STANDARD AND CUSTOM STAINLESS STEEL TUBE FITTINGS

I-LINE FITTINGS

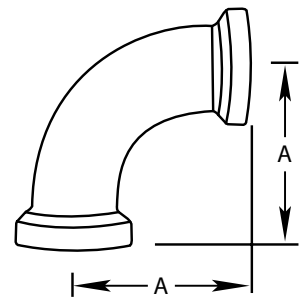
CONTENTS		Bevel Seat Fittings
		BPE Fittings
		Clamp Fittings
		I-Line Fittings
		John Perry Fittings
		Sanitary Butt weld Fittings
		Tube O.D. Fittings

Call toll-free to order: 877.276.7766 • [www.apn-inc.net](http://www.apn-inc.net)

## 2CI

### 90° Female I-Line Elbow

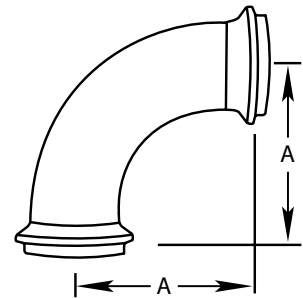
304 Item Number	Tube O.D.	A	316L Item Number
2CI-0100-7-4	1	2.281	2CI-0100-7-6
2CI-0150-7-4	1.5	3.182	2CI-0150-7-6
2CI-0200-7-4	2	4.031	2CI-0200-7-6
2CI-0250-7-4	2.5	4.906	2CI-0250-7-6
2CI-0300-7-4	3	5.718	2CI-0300-7-6
2CI-0400-7-4	4	7.343	2CI-0400-7-6



## 2EI

### 90° Male I-Line Elbow

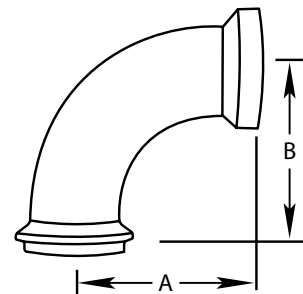
304 Item Number	Tube O.D.	A	316L Item Number
2EI-0100-7-4	1	2.093	2EI-0100-7-6
2EI-0150-7-4	1.5	3.000	2EI-0150-7-6
2EI-0200-7-4	2	3.781	2EI-0200-7-6
2EI-0250-7-4	2.5	4.593	2EI-0250-7-6
2EI-0300-7-4	3	5.406	2EI-0300-7-6
2EI-0400-7-4	4	7.031	2EI-0400-7-6

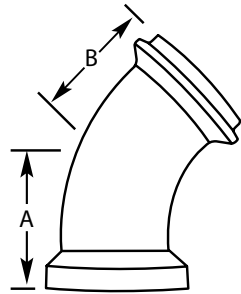
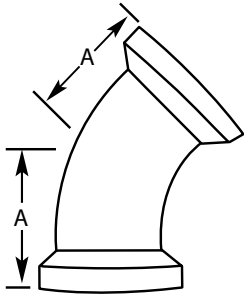
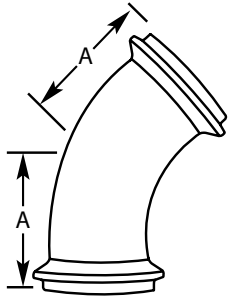


## 2FI

### 90° Female I-Line x Male I-Line Elbow

304 Item Number	Tube O.D.	A	B	316L Item Number
2FI-0100-4	1	2.281	2.093	2FI-0100-6
2FI-0150-4	1.5	3.187	3.000	2FI-0150-6
2FI-0200-4	2	4.031	3.781	2FI-0200-6
2FI-0250-4	2.5	4.906	4.593	2FI-0250-6
2FI-0300-4	3	5.718	5.406	2FI-0300-6
2FI-0400-4	4	7.343	7.031	2FI-0400-6





## 2HI

### 45° Male I-Line Elbow

304 Item Number	Tube O.D.	A	316L Item Number
2HI-0100-7-4	1	1.218	2HI-0100-7-6
2HI-0150-7-4	1.5	1.687	2HI-0150-7-6
2HI-0200-7-4	2	2.031	2HI-0200-7-6
2HI-0250-7-4	2.5	2.406	2HI-0250-7-6
2HI-0300-7-4	3	2.781	2HI-0300-7-6
2HI-0400-7-4	4	3.531	2HI-0400-7-6

## 2KI

### 45° Female I-Line Elbow

304 Item Number	Tube O.D.	A	316L Item Number
2KI-0100-7-4	1	1.406	2KI-0100-7-6
2KI-0150-7-4	1.5	1.875	2KI-0150-7-6
2KI-0200-7-4	2	2.281	2KI-0200-7-6
2KI-0250-7-4	2.5	2.718	2KI-0250-7-6
2KI-0300-7-4	3	3.093	2KI-0300-7-6
2KI-0400-7-4	4	3.843	2KI-0400-7-6

## 2PI

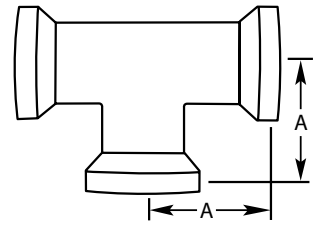
### 45° Female I-Line x Male I-Line Elbow

304 Item Number	Tube O.D.	A	B	316L Item Number
2PI-0100-7-4	1	1.406	1.218	2PI-0100-7-6
2PI-0150-7-4	1.5	1.875	1.687	2PI-0150-7-6
2PI-0200-7-4	2	2.281	2.031	2PI-0200-7-6
2PI-0250-7-4	2.5	2.718	2.406	2PI-0250-7-6
2PI-0300-7-4	3	3.093	2.781	2PI-0300-7-6
2PI-0400-7-4	4	3.843	3.531	2PI-0400-7-6

# 7I

## Female I-Line Tee

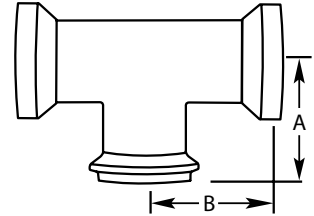
304 Item Number	Tube O.D.	A	316L Item Number
7I-0100-7-4	1	1.875	7I-0100-7-6
7I-0150-7-4	1.5	2.593	7I-0150-7-6
7I-0200-7-4	2	3.062	7I-0200-7-6
7I-0250-7-4	2.5	3.468	7I-0250-7-6
7I-0300-7-4	3	3.812	7I-0300-7-6
7I-0400-7-4	4	4.968	7I-0400-7-6



# 7AI

## Female I-Line Run x Male I-Line Branch Tee

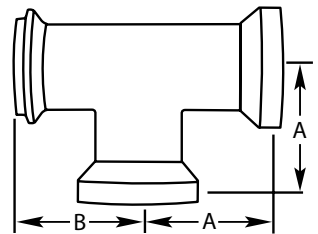
304 Item Number	Tube O.D.	A	B	316L Item Number
7AI-0100-7-4	1	1.687	1.875	7AI-0100-7-6
7AI-0150-7-4	1.5	2.406	2.593	7AI-0150-7-6
7AI-0200-7-4	2	2.812	3.062	7AI-0200-7-6
7AI-0250-7-4	2.5	3.156	3.468	7AI-0250-7-6
7AI-0300-7-4	3	3.500	3.812	7AI-0300-7-6
7AI-0400-7-4	4	4.656	4.968	7AI-0400-7-6

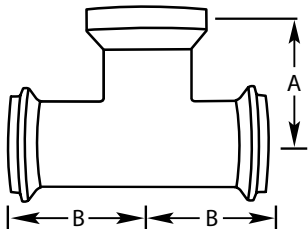


# 7BI

## Male I-Line x Female I-Line Run x Female I-Line Branch Tee

304 Item Number	Tube O.D.	A	B	316L Item Number
7BI-0100-7-4	1	1.875	1.687	7BI-0100-7-6
7BI-0150-7-4	1.5	2.593	2.406	7BI-0150-7-6
7BI-0200-7-4	2	3.062	2.812	7BI-0200-7-6
7BI-0250-7-4	2.5	3.468	3.156	7BI-0250-7-6
7BI-0300-7-4	3	3.812	3.500	7BI-0300-7-6
7BI-0400-7-4	4	4.968	4.656	7BI-0400-7-6

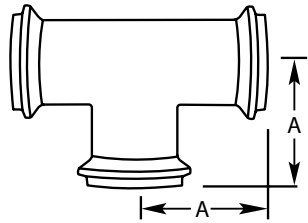




**7EI**

**Male I-Line Run x Female I-Line Branch Tee**

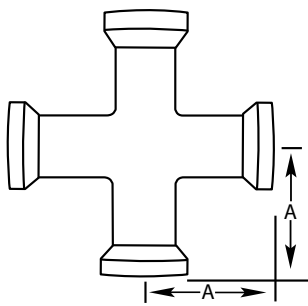
304 Item Number	Tube O.D.	A	B	316L Item Number
7EI-0100-7-4	1	1.875	1.687	7EI-0100-7-6
7EI-0150-7-4	1.5	2.593	2.406	7EI-0150-7-6
7EI-0200-7-4	2	3.062	2.812	7EI-0200-7-6
7EI-0250-7-4	2.5	3.468	3.156	7EI-0250-7-6
7EI-0300-7-4	3	3.812	3.500	7EI-0300-7-6
7EI-0400-7-4	4	4.968	4.656	7EI-0400-7-6



**7HI**

**Male I-Line Tee**

304 Item Number	Tube O.D.	A	316L Item Number
7HI-0100-7-4	1	1.687	7HI-0100-7-6
7HI-0150-7-4	1.5	2.406	7HI-0150-7-6
7HI-0200-7-4	2	2.812	7HI-0200-7-6
7HI-0250-7-4	2.5	3.156	7HI-0250-7-6
7HI-0300-7-4	3	3.500	7HI-0300-7-6
7HI-0400-7-4	4	4.656	7HI-0400-7-6



**9I**


**Female I-Line Cross**

304 Item Number	Tube O.D.	A	316L Item Number
9I-0100-7-4	1	1.875	9I-0100-7-6
9I-0150-7-4	1.5	2.593	9I-0150-7-6
9I-0200-7-4	2	3.062	9I-0200-7-6
9I-0250-7-4	2.5	3.468	9I-0250-7-6
9I-0300-7-4	3	3.811	9I-0300-7-6
9I-0400-7-4	4	4.968	9I-0400-7-6

## 14WI

### Short Male I-Line Ferrule

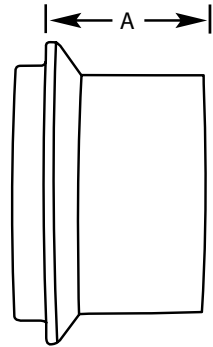
304 Item Number	Tube O.D.	A	316L Item Number
14WI-0100-4	1	0.593	14WI-0100-6
14WI-0150-4	1.5	0.750	14WI-0150-6
14WI-0200-4	2	0.781	14WI-0200-6
14WI-0250-4	2.5	0.843	14WI-0250-6
14WI-0300-4	3	0.906	14WI-0300-6
14WI-0400-4	4	1.031	14WI-0400-6



## 14WLI

### Long Male I-Line Ferrule

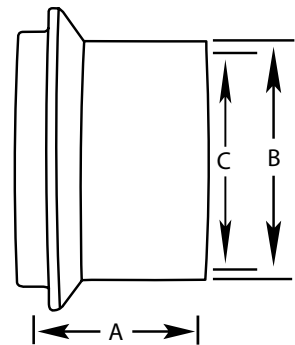
304 Item Number	Tube O.D.	A	316L Item Number
14WLI-0100-4	1	1.563	14WLI-0100-6
14WLI-0150-4	1.5	1.843	14WLI-0150-6
14WLI-0200-4	2	2.062	14WLI-0200-6
14WLI-0250-4	2.5	2.187	14WLI-0250-6
14WLI-0300-4	3	2.375	14WLI-0300-6
14WLI-0400-4	4	2.687	14WLI-0400-6

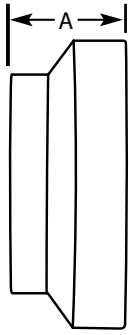


## 14WHI

### Heavy Wall Male I-Line Ferrule

304 Item Number	Tube O.D.	A	B	C	316L Item Number
14WHI-0100-4	1	1.625	1.160	0.870	14WHI-0100-6
14WHI-0150-4	1.5	1.625	1.687	1.370	14WHI-0150-6
14WHI-0200-4	2	1.750	2.250	1.870	14WHI-0200-6
14WHI-0250-4	2.5	1.750	2.708	2.370	14WHI-0250-6
14WHI-0300-4	3	1.812	3.313	2.870	14WHI-0300-6
14WHI-0400-4	4	2.125	4.250	3.834	14WHI-0400-6

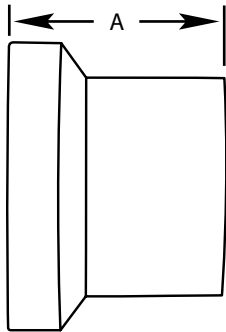




## 15WI

### Short Female I-Line Ferrule

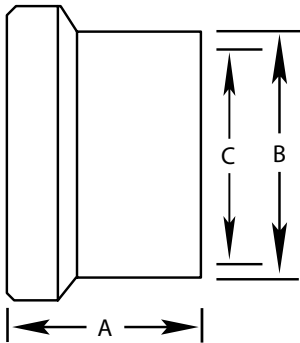
304 Item Number	Tube O.D.	A	316L Item Number
15WI-0100-4	1	0.781	15WI-0100-6
15WI-0150-4	1.5	0.937	15WI-0150-6
15WI-0200-4	2	1.031	15WI-0200-6
15WI-0250-4	2.5	1.156	15WI-0250-6
15WI-0300-4	3	1.218	15WI-0300-6
15WI-0400-4	4	1.343	15WI-0400-6



## 15WLI

### Long Female I-Line Ferrule

304 Item Number	Tube O.D.	A	316L Item Number
15WLI-0100-4	1	1.750	15WLI-0100-6
15WLI-0150-4	1.5	2.031	15WLI-0150-6
15WLI-0200-4	2	2.312	15WLI-0200-6
15WLI-0250-4	2.5	2.500	15WLI-0250-6
15WLI-0300-4	3	2.687	15WLI-0300-6
15WLI-0400-4	4	3.000	15WLI-0400-6



## 15WHI

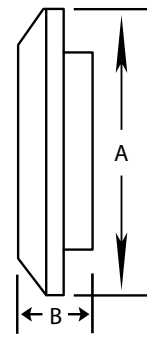
### Heavy Wall Female I-Line Ferrule

304 Item Number	Tube O.D.	A	B	C	316L Item Number
15WHI-0100-4	1	1.625	1.160	0.870	15WHI-0100-6
15WHI-0150-4	1.5	1.625	1.687	1.370	15WHI-0150-6
15WHI-0200-4	2	1.750	2.250	1.870	15WHI-0200-6
15WHI-0250-4	2.5	1.750	2.708	2.370	15WHI-0250-6
15WHI-0300-4	3	1.812	3.313	2.870	15WHI-0300-6
15WHI-0400-4	4	2.125	4.250	3.834	15WHI-0400-6

## 16AI-14I

### Male I-Line Solid End Cap

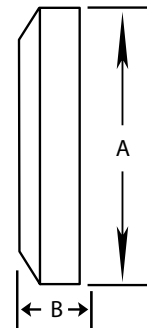
304 Item Number	Tube O.D.	A	B	316L Item Number
16AI-14I-0100-4	1	2.000	0.500	16AI-14I-0100-6
16AI-14I-0150-4	1.5	2.000	0.500	16AI-14I-0150-6
16AI-14I-0200-4	2	2.625	0.562	16AI-14I-0200-6
16AI-14I-0250-4	2.5	3.312	0.750	16AI-14I-0250-6
16AI-14I-0300-4	3	3.875	0.750	16AI-14I-0300-6
16AI-14I-0400-4	4	4.875	0.750	16AI-14I-0400-6
16AI-14I-0600-4	6	7.500	0.875	16AI-14I-0600-6



## 16AI-15I

### Female I-Line Solid End Cap

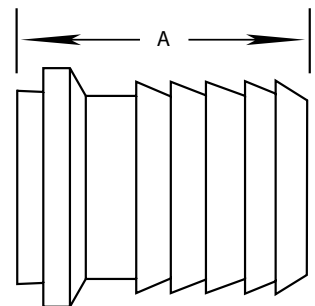
304 Item Number	Tube O.D.	A	B	316L Item Number
16AI-15I-0100-4	1	2.000	0.500	16AI-15I-0100-6
16AI-15I-0150-4	1.5	2.000	0.500	16AI-15I-0150-6
16AI-15I-0200-4	2	2.625	0.687	16AI-15I-0200-6
16AI-15I-0250-4	2.5	3.312	0.750	16AI-15I-0250-6
16AI-15I-0300-4	3	3.875	0.750	16AI-15I-0300-6
16AI-15I-0400-4	4	4.875	0.750	16AI-15I-0400-6
16AI-15I-0600-4	6	7.500	0.750	16AI-15I-0600-6

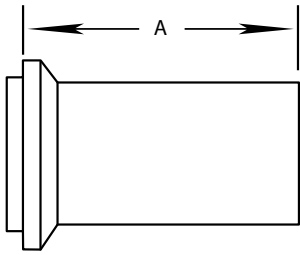


## 14HRI

### Male I-Line Rubber Hose Adapter

304 Item Number	Tube O.D.	A	316L Item Number
14HRI-0100-4	1	3.562	14HRI-0100-6
14HRI-0150-4	1.5	3.750	14HRI-0150-6
14HRI-0200-4	2	3.750	14HRI-0200-6
14HRI-0250-4	2.5	3.812	14HRI-0250-6
14HRI-0300-4	3	3.875	14HRI-0300-6
14HRI-0400-4	4	4.062	14HRI-0400-6

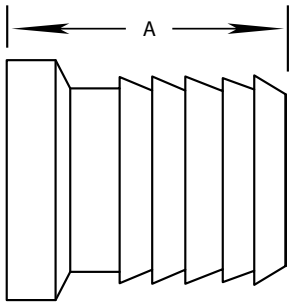




## 14HTI

### Male I-Line Tygon® Hose Adapter

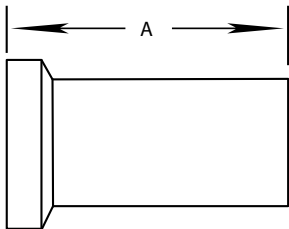
304 Item Number	Tube O.D.	A	316L Item Number
14HTI-0100-4	1 in	4.062	14HTI-0100-6
14HTI-0150-4	1.5 in	4.281	14HTI-0150-6
14HTI-0200-4	2 in	4.500	14HTI-0200-6
14HTI-0250-4	2.5 in	4.812	14HTI-0250-6
14HTI-0300-4	3 in	5.062	14HTI-0300-6
14HTI-0400-4	4 in	5.187	14HTI-0400-6



## 15HRI

### Female I-Line Rubber Hose Adapter

304 Item Number	Tube O.D.	A	316L Item Number
15HRI-0100-4	1	3.750	15HRI-0100-6
15HRI-0150-4	1.5	3.937	15HRI-0150-6
15HRI-0200-4	2	4.062	15HRI-0200-6
15HRI-0250-4	2.5	4.125	15HRI-0250-6
15HRI-0300-4	3	4.187	15HRI-0300-6
15HRI-0400-4	4	4.375	15HRI-0400-6



## 15HTI

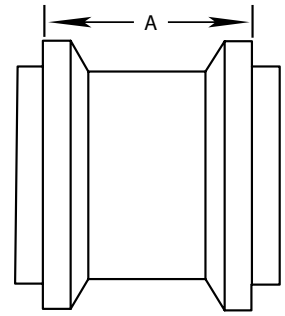
### Female I-Line Tygon® Hose Adapter

304 Item Number	Tube O.D.	A	316L Item Number
15HTI-0100-4	1 in	4.250	15HTI-0100-6
15HTI-0150-4	1.5 in	4.468	15HTI-0150-6
15HTI-0200-4	2 in	4.750	15HTI-0200-6
15HTI-0250-4	2.5 in	5.125	15HTI-0250-6
15HTI-0300-4	3 in	5.375	15HTI-0300-6
15HTI-0400-4	4 in	5.500	15HTI-0400-6

## 17-14I-14I

### Male I-Line Adapter

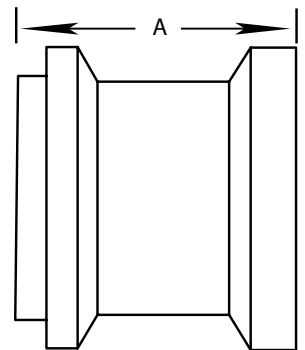
304 Item Number	Tube O.D.	A	316L Item Number
17-14I-14I-0100-4	1	1.187	17-14I-14I-0100-6
17-14I-14I-0150-4	1.5	1.500	17-14I-14I-0150-6
17-14I-14I-0200-4	2	1.562	17-14I-14I-0200-6
17-14I-14I-0250-4	2.5	1.687	17-14I-14I-0250-6
17-14I-14I-0300-4	3	1.812	17-14I-14I-0300-6
17-14I-14I-0400-4	4	2.062	17-14I-14I-0400-6



## 17-14I-15I

### Male I-Line x Female I-Line Adapter

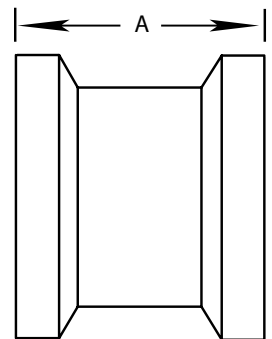
304 Item Number	Tube O.D.	A	316L Item Number
17-14I-15I-0100-4	1	1.374	17-14I-15I-0100-6
17-14I-15I-0150-4	1.5	1.687	17-14I-15I-0150-6
17-14I-15I-0200-4	2	1.812	17-14I-15I-0200-6
17-14I-15I-0250-4	2.5	1.937	17-14I-15I-0250-6
17-14I-15I-0300-4	3	2.124	17-14I-15I-0300-6
17-14I-15I-0400-4	4	2.374	17-14I-15I-0400-6
17-14I-15I-0600-4	6	N/A	17-14I-15I-0600-6

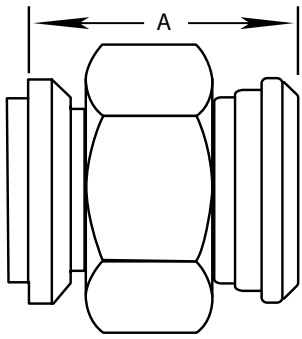


## 17-15I-15I

### Female I-Line Adapter

304 Item Number	Tube O.D.	A	316L Item Number
17-15I-15I-0100-4	1	1.562	17-15I-15I-0100-6
17-15I-15I-0150-4	1.5	1.874	17-15I-15I-0150-6
17-15I-15I-0200-4	2	2.062	17-15I-15I-0200-6
17-15I-15I-0250-4	2.5	2.312	17-15I-15I-0250-6
17-15I-15I-0300-4	3	2.436	17-15I-15I-0300-6
17-15I-15I-0400-4	4	2.686	17-15I-15I-0400-6

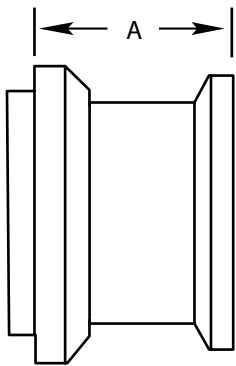




**17-14I-14**

**Male I-Line x Plain Bevel Seat with Hex Nut Adapter**


304 Item Number	Tube O.D.	A	316L Item Number
17-14I-14-0100-4	1	1.968	17-14I-14-0100-6
17-14I-14-0150-4	1.5	2.250	17-14I-14-0150-6
17-14I-14-0200-4	2	2.250	17-14I-14-0200-6
17-14I-14-0250-4	2.5	2.562	17-14I-14-0250-6
17-14I-14-0300-4	3	2.687	17-14I-14-0300-6
17-14I-14-0400-4	4	2.812	17-14I-14-0400-6



**17-14I-14MP**

**Male I-Line x Clamp Adapter**

304 Item Number	Tube O.D.	A	316L Item Number
17-14I-14MP-0100-4	1	1.093	17-14I-14MP-0100-6
17-14I-14MP-0150-4	1.5	1.250	17-14I-14MP-0150-6
17-14I-14MP-0200-4	2	1.250	17-14I-14MP-0200-6
17-14I-14MP-0250-4	2.5	1.312	17-14I-14MP-0250-6
17-14I-14MP-0300-4	3	1.406	17-14I-14MP-0300-6
17-14I-14MP-0400-4	4	1.656	17-14I-14MP-0400-6



**17-14I-15**

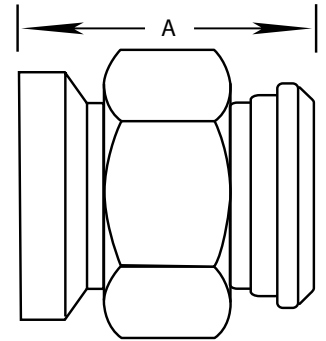
**Male I-Line x Threaded Bevel Seat Adapter**

304 Item Number	Tube O.D.	A	316L Item Number
17-14I-15-0100-4	1	1.031	17-14I-15-0100-6
17-14I-15-0150-4	1.5	1.468	17-14I-15-0150-6
17-14I-15-0200-4	2	1.500	17-14I-15-0200-6
17-14I-15-0250-4	2.5	1.686	17-14I-15-0250-6
17-14I-15-0300-4	3	1.812	17-14I-15-0300-6
17-14I-15-0400-4	4	2.062	17-14I-15-0400-6

## 17-15I-14

### Female I-Line x Plain Bevel Seat with Hex Nut Adapter

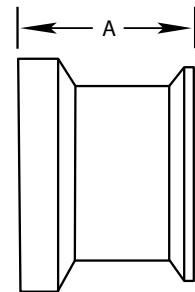
304 Item Number	Tube O.D.	A	316L Item Number
17-15I-14-0100-4	1	2.156	17-15I-14-0100-6
17-15I-14-0150-4	1.5	2.437	17-15I-14-0150-6
17-15I-14-0200-4	2	2.500	17-15I-14-0200-6
17-15I-14-0250-4	2.5	2.875	17-15I-14-0250-6
17-15I-14-0300-4	3	3.000	17-15I-14-0300-6
17-15I-14-0400-4	4	3.093	17-15I-14-0400-6



## 17-15I-14MP

### Female I-Line x Clamp Adapter


304 Item Number	Tube O.D.	A	316L Item Number
17-15I-14MP-0100-4	1	1.281	17-15I-14MP-0100-6
17-15I-14MP-0150-4	1.5	1.437	17-15I-14MP-0150-6
17-15I-14MP-0200-4	2	1.500	17-15I-14MP-0200-6
17-15I-14MP-0250-4	2.5	1.625	17-15I-14MP-0250-6
17-15I-14MP-0300-4	3	1.718	17-15I-14MP-0300-6
17-15I-14MP-0400-4	4	1.968	17-15I-14MP-0400-6

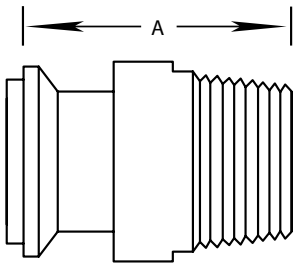


## 17-15I-15

### Female I-Line x Threaded Bevel Seat Adapter

304 Item Number	Tube O.D.	A	316L Item Number
17-15I-15-0100-4	1	1.562	17-15I-15-0100-6
17-15I-15-0150-4	1.5	1.655	17-15I-15-0150-6
17-15I-15-0200-4	2	1.749	17-15I-15-0200-6
17-15I-15-0250-4	2.5	1.999	17-15I-15-0250-6
17-15I-15-0300-4	3	2.124	17-15I-15-0300-6
17-15I-15-0400-4	4	2.375	17-15I-15-0400-6

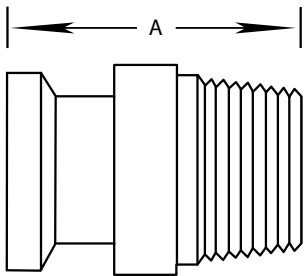




## 21FI-14I

### Male I-Line x Male NPT Adapter

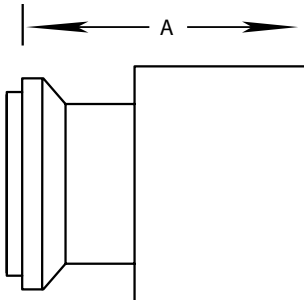
304 Item Number	Tube O.D.	A	316L Item Number
21FI-14I-0100-4	1 in	2.343	21FI-14I-0100-6
21FI-14I-0150-4	1.5 in	2.500	21FI-14I-0150-6
21FI-14I-0200-4	2 in	2.593	21FI-14I-0200-6
21FI-14I-0250-4	2.5 in	3.125	21FI-14I-0250-6
21FI-14I-0300-4	3 in	3.406	21FI-14I-0300-6
21FI-14I-0400-4	4 in	3.593	21FI-14I-0400-6



## 21FI-15I

### Female I-Line x Male NPT Adapter

304 Item Number	Tube O.D.	A	316L Item Number
21FI-15I-0100-4	1 in	2.531	21FI-15I-0100-6
21FI-15I-0150-4	1.5 in	2.687	21FI-15I-0150-6
21FI-15I-0200-4	2 in	2.843	21FI-15I-0200-6
21FI-15I-0250-4	2.5 in	3.437	21FI-15I-0250-6
21FI-15I-0300-4	3 in	3.718	21FI-15I-0300-6
21FI-15I-0400-4	4 in	3.906	21FI-15I-0400-6



## 22FI-14I

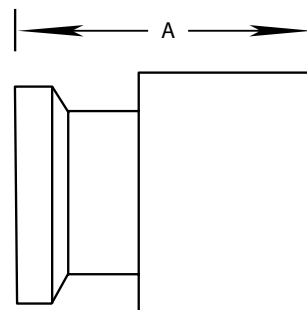
### Male I-Line x Female NPT Adapter

304 Item Number	Tube O.D.	A	316L Item Number
22FI-14I-0100-4	1 in	1.687	22FI-14I-0100-6
22FI-14I-0150-4	1.5 in	2.187	22FI-14I-0150-6
22FI-14I-0200-4	2 in	2.218	22FI-14I-0200-6
22FI-14I-0250-4	2.5 in	2.437	22FI-14I-0250-6
22FI-14I-0300-4	3 in	2.718	22FI-14I-0300-6
22FI-14I-0400-4	4 in	3.031	22FI-14I-0400-6

## 22FI-15I

### Female I-Line x Female NPT Adapter

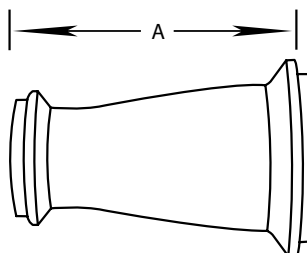
304 Item Number	Tube O.D.	A	316L Item Number
22FI-15I-0100-4	1 in	1.906	22FI-15I-0100-6
22FI-15I-0150-4	1.5 in	2.375	22FI-15I-0150-6
22FI-15I-0200-4	2 in	2.468	22FI-15I-0200-6
22FI-15I-0250-4	2.5 in	2.781	22FI-15I-0250-6
22FI-15I-0300-4	3 in	3.031	22FI-15I-0300-6
22FI-15I-0400-4	4 in	3.343	22FI-15I-0400-6

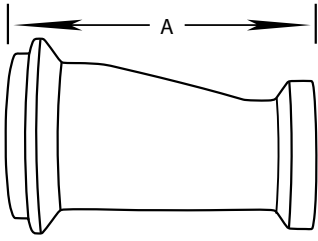


## 3114I14I

### Male I-Line Concentric Reducer

304 Item Number	Tube O.D.	A	316L Item Number
3114I14I-0150X0100-4	1.5 x 1	3.343	3114I14I-0150X0100-6
3114I14I-0200X0100-4	2 x 1	5.375	3114I14I-0200X0100-6
3114I14I-0200X0150-4	2 x 1.5	3.500	3114I14I-0200X0150-6
3114I14I-0250X0150-4	2.5 x 1.5	5.930	3114I14I-0250X0150-6
3114I14I-0250X0200-4	2.5 x 2	3.562	3114I14I-0250X0200-6
3114I14I-0300X0150-4	3 x 1.5	7.656	3114I14I-0300X0150-6
3114I14I-0300X0200-4	3 x 2	5.625	3114I14I-0300X0200-6
3114I14I-0300X0250-4	3 x 2.5	3.750	3114I14I-0300X0250-6
3114I14I-0400X0200-4	4 x 2	9.812	3114I14I-0400X0200-6
3114I14I-0400X0250-4	4 x 2.5	7.875	3114I14I-0400X0250-6
3114I14I-0400X0300-4	4 x 3	5.937	3114I14I-0400X0300-6

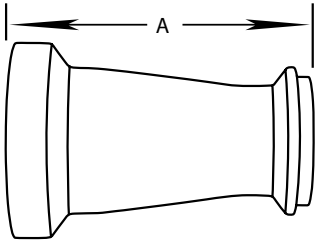




## 31141151

### Male I-Line x Female I-Line Concentric Reducer

304 Item Number	Tube O.D.	A	316L Item Number
31141151-0150X0100-4	1.5 x 1	3.531	31141151-0150X0100-6
31141151-0200X0100-4	2 x 1	5.562	31141151-0200X0100-6
31141151-0200X0150-4	2 x 1.5	3.718	31141151-0200X0150-6
31141151-0250X0150-4	2.5 x 1.5	5.781	31141151-0250X0150-6
31141151-0250X0200-4	2.5 x 2	3.874	31141151-0250X0200-6
31141151-0300X0150-4	3 x 1.5	7.843	31141151-0300X0150-6
31141151-0300X0200-4	3 x 2	5.937	31141151-0300X0200-6
31141151-0300X0250-4	3 x 2.5	4.062	31141151-0300X0250-6
31141151-0400X0200-4	4 x 2	10.062	31141151-0400X0200-6
31141151-0400X0250-4	4 x 2.5	8.187	31141151-0400X0250-6
31141151-0400X0300-4	4 x 3	6.250	31141151-0400X0300-6



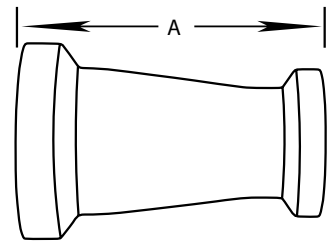
## 31151141

### Female I-Line x Male I-Line Concentric Reducer

304 Item Number	Tube O.D.	A	316L Item Number
31151141-0150X0100-4	1.5 x 1	5.310	31151141-0150X0100-6
31151141-0200X0100-4	2 x 1	5.625	31151141-0200X0100-6
31151141-0200X0150-4	2 x 1.5	3.781	31151141-0200X0150-6
31151141-0250X0150-4	2.5 x 1.5	5.906	31151141-0250X0150-6
31151141-0250X0200-4	2.5 x 2	3.937	31151141-0250X0200-6
31151141-0300X0150-4	3 x 1.5	7.968	31151141-0300X0150-6
31151141-0300X0200-4	3 x 2	6.000	31151141-0300X0200-6
31151141-0300X0250-4	3 x 2.5	4.062	31151141-0300X0250-6
31151141-0400X0200-4	4 x 2	10.125	31151141-0400X0200-6
31151141-0400X0250-4	4 x 2.5	8.187	31151141-0400X0250-6
31151141-0400X0300-4	4 x 3	6.250	31151141-0400X0300-6

## 31151151

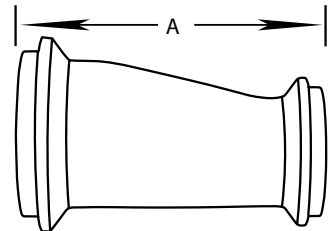
### Female I-Line Concentric Reducer



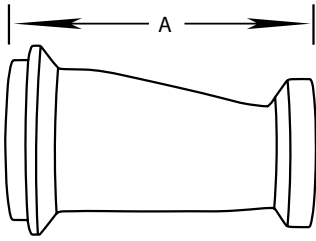
304 Item Number	Tube O.D.	A	316L Item Number
31151151-0150X0100-4	1.5 x 1	3.718	31151151-0150X0100-6
31151151-0200X0100-4	2 x 1	5.812	31151151-0200X0100-6
31151151-0200X0150-4	2 x 1.5	3.968	31151151-0200X0150-6
31151151-0250X0150-4	2.5 x 1.5	6.093	31151151-0250X0150-6
31151151-0250X0200-4	2.5 x 2	4.187	31151151-0250X0200-6
31151151-0300X0150-4	3 x 1.5	8.156	31151151-0300X0150-6
31151151-0300X0200-4	3 x 2	6.250	31151151-0300X0200-6
31151151-0300X0250-4	3 x 2.5	4.375	31151151-0300X0250-6
31151151-0400X0200-4	4 x 2	10.375	31151151-0400X0200-6
31151151-0400X0250-4	4 x 2.5	8.500	31151151-0400X0250-6
31151151-0400X0300-4	4 x 3	6.562	31151151-0400X0300-6

## 32141141

### Male I-Line Eccentric Reducer



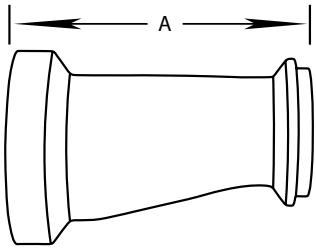
304 Item Number	Tube O.D.	A	316L Item Number
32141141-0150X0100-4	1.5 x 1	3.343	32141141-0150X0100-6
32141141-0200X0100-4	2 x 1	5.375	32141141-0200X0100-6
32141141-0200X0150-4	2 x 1.5	3.500	32141141-0200X0150-6
32141141-0250X0150-4	2.5 x 1.5	5.593	32141141-0250X0150-6
32141141-0250X0200-4	2.5 x 2	3.562	32141141-0250X0200-6
32141141-0300X0150-4	3 x 1.5	7.656	32141141-0300X0150-6
32141141-0300X0200-4	3 x 2	5.625	32141141-0300X0200-6
32141141-0300X0250-4	3 x 2.5	3.749	32141141-0300X0250-6
32141141-0400X0200-4	4 x 2	9.812	32141141-0400X0200-6
32141141-0400X0250-4	4 x 2.5	7.874	32141141-0400X0250-6
32141141-0400X0300-4	4 x 3	5.937	32141141-0400X0300-6



## 32141151

### Male I-Line x Female I-Line Eccentric Reducer

304 Item Number	Tube O.D.	A	316L Item Number
32141151-0150X0100-4	1.5 x 1	3.531	32141151-0150X0100-6
32141151-0200X0100-4	2 x 1	5.562	32141151-0200X0100-6
32141151-0200X0150-4	2 x 1.5	3.718	32141151-0200X0150-6
32141151-0250X0150-4	2.5 x 1.5	5.780	32141151-0250X0150-6
32141151-0250X0200-4	2.5 x 2	4.875	32141151-0250X0200-6
32141151-0300X0150-4	3 x 1.5	7.843	32141151-0300X0150-6
32141151-0300X0200-4	3 x 2	5.937	32141151-0300X0200-6
32141151-0300X0250-4	3 x 2.5	4.062	32141151-0300X0250-6
32141151-0400X0200-4	4 x 2	10.062	32141151-0400X0200-6
32141151-0400X0250-4	4 x 2.5	8.187	32141151-0400X0250-6
32141151-0400X0300-4	4 x 3	6.249	32141151-0400X0300-6



## 32151141

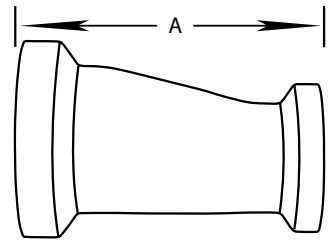
### Female I-Line x Male I-Line Eccentric Reducer

304 Item Number	Tube O.D.	A	316L Item Number
32151141-0150X0100-4	1.5 x 1	3.530	32151141-0150X0100-6
32151141-0200X0100-4	2 x 1	5.624	32151141-0200X0100-6
32151141-0200X0150-4	2 x 1.5	3.781	32151141-0200X0150-6
32151141-0250X0150-4	2.5 x 1.5	5.906	32151141-0250X0150-6
32151141-0250X0200-4	2.5 x 2	3.937	32151141-0250X0200-6
32151141-0300X0150-4	3 x 1.5	7.968	32151141-0300X0150-6
32151141-0300X0200-4	3 x 2	6.000	32151141-0300X0200-6
32151141-0300X0250-4	3 x 2.5	4.061	32151141-0300X0250-6
32151141-0400X0200-4	4 x 2	10.124	32151141-0400X0200-6
32151141-0400X0250-4	4 x 2.5	8.187	32151141-0400X0250-6
32151141-0400X0300-4	4 x 3	6.250	32151141-0400X0300-6

## 32151151

### Female I-Line Eccentric Reducer

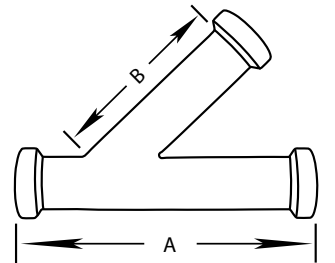
304 Item Number	Tube O.D.	A	316L Item Number
32151151-0150X0100-4	1.5 x 1	3.718	32151151-0150X0100-6
32151151-0200X0100-4	2 x 1	5.812	32151151-0200X0100-6
32151151-0200X0150-4	2 x 1.5	3.968	32151151-0200X0150-6
32151151-0250X0150-4	2.5 x 1.5	6.093	32151151-0250X0150-6
32151151-0250X0200-4	2.5 x 2	4.187	32151151-0250X0200-6
32151151-0300X0150-4	3 x 1.5	8.155	32151151-0300X0150-6
32151151-0300X0200-4	3 x 2	6.249	32151151-0300X0200-6
32151151-0300X0250-4	3 x 2.5	4.374	32151151-0300X0250-6
32151151-0400X0200-4	4 x 2	10.374	32151151-0400X0200-6
32151151-0400X0250-4	4 x 2.5	8.499	32151151-0400X0250-6
32151151-0400X0300-4	4 x 3	6.561	32151151-0400X0300-6



## 28AI

### Female I-Line Lateral "Y"

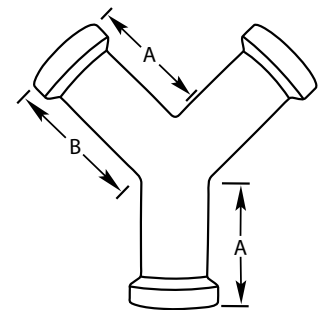
304 Item Number	Tube O.D.	A	B	316L Item Number
28AI-0100-7-4	1	7.562	5.781	28AI-0100-7-6
28AI-0150-7-4	1.5	9.250	7.125	28AI-0150-7-6
28AI-0200-7-4	2	10.687	8.156	28AI-0200-7-6
28AI-0250-7-4	2.5	12.437	9.656	28AI-0250-7-6
28AI-0300-7-4	3	13.187	10.093	28AI-0300-7-6
28AI-0400-7-4	4	15.500	12.093	28AI-0400-7-6



## 28BI

### Female I-Line True "Y"

304 Item Number	Tube O.D.	A	B	316L Item Number
28BI-0100-7-4	1	2.781		28BI-0100-7-6
28BI-0150-7-4	1.5	2.937		28BI-0150-7-6
28BI-0200-7-4	2	3.656		28BI-0200-7-6
28BI-0250-7-4	2.5	4.526		28BI-0250-7-6
28BI-0300-7-4	3	5.218		28BI-0300-7-6
28BI-0400-7-4	4	6.718		28BI-0400-7-6










# APN

Where precision and value take form



STANDARD AND CUSTOM STAINLESS STEEL TUBE FITTINGS

JOHN PERRY FITTINGS

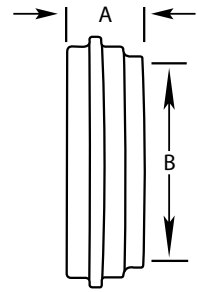
CONTENTS		Bevel Seat Fittings
		BPE Fittings
		Clamp Fittings
		I-Line Fittings
		John Perry Fittings
		Sanitary Butt weld Fittings
		Tube O.D. Fittings

Call toll-free to order: 877.276.7766 • [www.apn-inc.net](http://www.apn-inc.net)

## 14PRFJP

### John Perry Plain Short Weld Ferrule

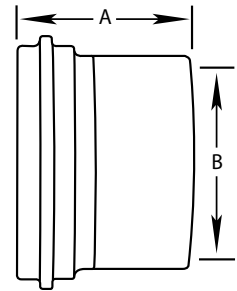
304 Item Number	Tube O.D.	A	B	316L Item Number
14PRFJP-0100-4	1	0.687	0.870	14PRFJP-0100-6
14PRFJP-0150-4	1.5	0.719	1.370	14PRFJP-0150-6
14PRFJP-0200-4	2	0.719	1.870	14PRFJP-0200-6
14PRFJP-0250-4	2.5	0.844	2.370	14PRFJP-0250-6
14PRFJP-0300-4	3	0.906	2.870	14PRFJP-0300-6
14PRFJP-0400-4	4	1.218	3.834	14PRFJP-0400-6



## 14AJP

### John Perry Plain Long Weld Ferrule

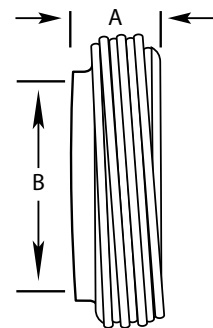
304 Item Number	Tube O.D.	A	B	316L Item Number
14AJP-0100-4	1	1.375	0.870	14AJP-0100-6
14AJP-0150-4	1.5	1.500	1.370	14AJP-0150-6
14AJP-0200-4	2	1.500	1.870	14AJP-0200-6
14AJP-0250-4	2.5	1.750	2.370	14AJP-0250-6
14AJP-0300-4	3	1.750	2.870	14AJP-0300-6
14AJP-0400-4	4	1.750	3.834	14AJP-0400-6

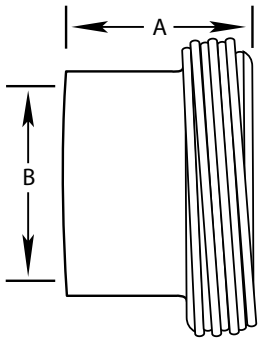


## 15TRFJP

### John Perry Threaded Short Weld Ferrule

304 Item Number	Tube O.D.	A	B	316L Item Number
15TRFJP-0100-4	1	0.687	0.870	15TRFJP-0100-6
15TRFJP-0150-4	1.5	0.719	1.370	15TRFJP-0150-6
15TRFJP-0200-4	2	0.719	1.870	15TRFJP-0200-6
15TRFJP-0250-4	2.5	0.844	2.370	15TRFJP-0250-6
15TRFJP-0300-4	3	0.906	2.870	15TRFJP-0300-6
15TRFJP-0400-4	4	1.218	3.834	15TRFJP-0400-6

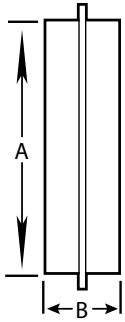




## 15AJP

### John Perry Threaded Long Weld Ferrule

304 Item Number	Tube O.D.	A	B	316L Item Number
15AJP-0100-4	1	1.375	0.870	15AJP-0100-6
15AJP-0150-4	1.5	1.500	1.370	15AJP-0150-6
15AJP-0200-4	2	1.500	1.870	15AJP-0200-6
15AJP-0250-4	2.5	1.750	2.370	15AJP-0250-6
15AJP-0300-4	3	1.750	2.870	15AJP-0300-6
15AJP-0400-4	4	1.750	3.834	15AJP-0400-6



## 16AJP

### John Perry Solid End Cap

304 Item Number	Tube O.D.	A	B	316L Item Number
16AJP-0100-4	1	1.125	.468	16AJP-0100-6
16AJP-0150-4	1.5	1.656	.500	16AJP-0150-6
16AJP-0200-4	2	2.187	.531	16AJP-0200-6
16AJP-0250-4	2.5	2.656	.594	16AJP-0250-6
16AJP-0300-4	3	3.187	.625	16AJP-0300-6
16AJP-0400-4	4	4.187	.625	16AJP-0400-6








# APN

Where precision and value take form



STANDARD AND CUSTOM STAINLESS STEEL TUBE FITTINGS

SANITARY BUTTWELD FITTINGS

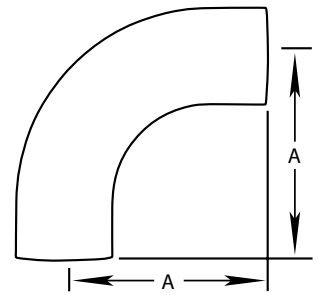
CONTENTS		Bevel Seat Fittings
		BPE Fittings
		Clamp Fittings
		I-Line Fittings
		John Perry Fittings
		Sanitary Buttweld Fittings
		Tube O.D. Fittings

Call toll-free to order: 877.276.7766 • [www.apn-inc.net](http://www.apn-inc.net)

## 2S

### 90° Butt weld Elbow with Tangents, #7 finish 3-A

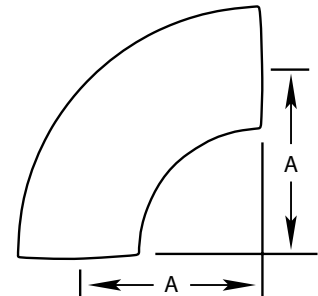
304 Item Number	Tube O.D.	A	Nominal Wall Thickness	316L Item Number
2S-0075-7-4	.75	1.42	0.065	2S-0075-7-6
2S-0100-7-4	1	2.062	0.065	2S-0100-7-6
2S-0150-7-4	1.5	2.937	0.065	2S-0150-7-6
2S-0200-7-4	2	4.062	0.065	2S-0200-7-6
2S-0250-7-4	2.5	5.187	0.065	2S-0250-7-6
2S-0300-7-4	3	6.312	0.065	2S-0300-7-6
2S-0400-7-4	4	8.312	0.083	2S-0400-7-6



## 2WCL

### 90° Butt weld Elbow, #7 finish 3-A

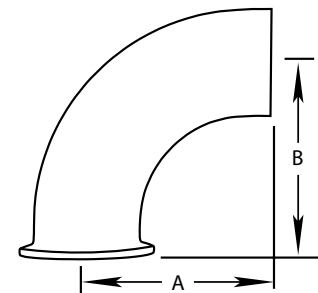
304 Item Number	Tube O.D.	A	Nominal Wall Thickness	316L Item Number
2WCL-0075-7-4	.75	1.125	0.065	2WCL-0075-7-6
2WCL-0100-7-4	1	1.5	0.065	2WCL-0100-7-6
2WCL-0125-7-4	1.25	1.875	0.065	2WCL-0125-7-6
2WCL-0150-7-4	1.5	2.250	0.065	2WCL-0150-7-6
2WCL-0200-7-4	2	3.00	0.065	2WCL-0200-7-6
2WCL-0250-7-4	2.5	3.7	0.065	2WCL-0250-7-6
2WCL-0300-7-4	3	4.50	0.065	2WCL-0300-7-6
2WCL-0400-7-4	4	6.00	0.083	2WCL-0400-7-6
2WCL-0600-7-4	6	9.000	0.109	2WCL-0600-7-6

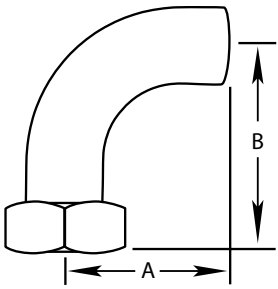


## 2CM

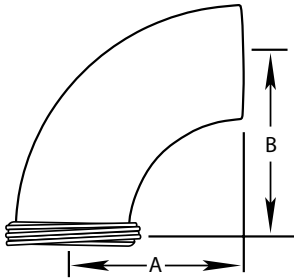
### 90° Clamp x Butt weld Elbow, #7 finish 3-A

304 Item Number	Tube O.D.	A	B	Nominal Wall Thickness	316L Item Number
2CM-0100-7-4	1	2.062	2.562	0.065	2CM-0100-7-6
2CM-0150-7-4	1.5	2.937	3.438	0.065	2CM-0150-7-6
2CM-0200-7-4	2	4.062	4.562	0.065	2CM-0200-7-6
2CM-0250-7-4	2.5	5.187	5.688	0.065	2CM-0250-7-6
2CM-0300-7-4	3	6.312	6.812	0.065	2CM-0300-7-6
2CM-0400-7-4	4	8.312	8.937	0.083	2CM-0400-7-6
2CM-0600-7-4	6	N/A	N/A	N/A	2CM-0600-7-6

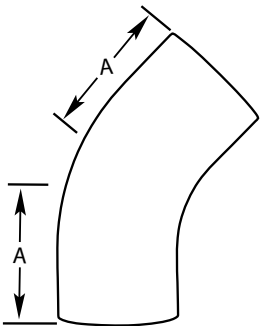


**2FP****90° Plain Bevel Seat with Hex Nut x Butt Weld Elbow, #7 finish 3-A**

304 Item Number	Tube O.D.	A	B	Nominal Wall Thickness	316L Item Number
2FP-0100-7-4	1	2.062	2.780	0.065	2FP-0100-7-6
2FP-0150-7-4	1.5	2.937	3.656	0.065	2FP-0150-7-6
2FP-0200-7-4	2	4.062	4.781	0.065	2FP-0200-7-6
2FP-0250-7-4	2.5	5.187	6.031	0.065	2FP-0250-7-6
2FP-0300-7-4	3	6.312	7.218	0.065	2FP-0300-7-6
2FP-0400-7-4	4	8.312	9.531	0.083	2FP-0400-7-6

**2T****90° Threaded Bevel Seat x Butt Weld Elbow, #7 finish 3-A**

304 Item Number	Tube O.D.	A	B	Nominal Wall Thickness	316L Item Number
2T-0100-7-4	1	2.062	2.780	0.065	2T-0100-7-6
2T-0150-7-4	1.5	2.937	3.656	0.065	2T-0150-7-6
2T-0200-7-4	2	4.062	4.781	0.065	2T-0200-7-6
2T-0250-7-4	2.5	5.187	6.031	0.065	2T-0250-7-6
2T-0300-7-4	3	6.312	7.218	0.065	2T-0300-7-6
2T-0400-7-4	4	8.312	9.531	0.083	2T-0400-7-6

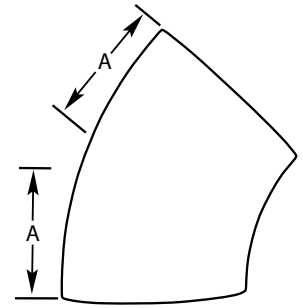
**2KS****45° Butt Weld Elbow with Tangents, #7 Finish 3-A**

304 Item Number	Tube O.D.	A	Nominal Wall Thickness	316L Item Number
2KS-0100-7-4	1	1.187	0.065	2KS-0100-7-6
2KS-0150-7-4	1.50	1.625	0.065	2KS-0150-7-6
2KS-0200-7-4	2	2.312	0.065	2KS-0200-7-6
2KS-0250-7-4	2.50	3.000	0.065	2KS-0250-7-6
2KS-0300-7-4	3	3.688	0.065	2KS-0300-7-6
2KS-0400-7-4	4	4.812	0.083	2KS-0400-7-6

## 2WK

### 45° Butt weld Elbow, #7 Finish 3-A

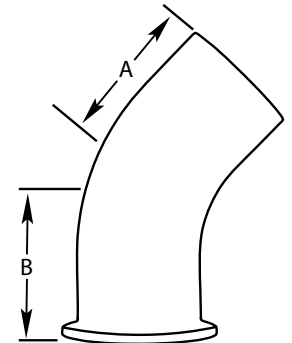
304 Item Number	Tube O.D.	A	Nominal Wall Thickness	316L Item Number
2WK-0100-7-4	1	0.625	0.065	2WK-0100-7-6
–	1.25	0.718	0.065	2WK-0125-7-6
2WK-0150-7-4	1.50	0.937	0.065	2WK-0150-7-6
2WK-0200-7-4	2	1.250	0.065	2WK-0200-7-6
2WK-0250-7-4	2.50	1.562	0.065	2WK-0250-7-6
2WK-0300-7-4	3	1.875	0.065	2WK-0300-7-6
2WK-0400-7-4	4	2.500	0.083	2WK-0400-7-6
2WK-0600-7-4	6	3.750	0.109	2WK-0600-7-6

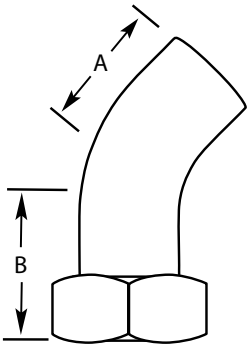


## 2KM

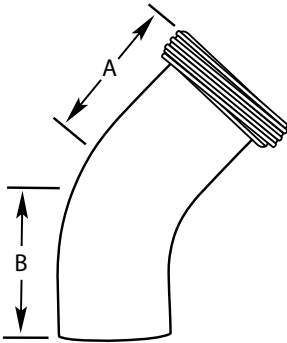
### 45° Clamp x Butt weld Elbow, #7 Finish 3-A

304 Item Number	Tube O.D.	A	B	Nominal Wall Thickness	316L Item Number
2KM-0100-7-4	1	1.188	1.688	0.065	2KM-0100-7-6
2KM-0150-7-4	1.5	1.625	2.125	0.065	2KM-0150-7-6
2KM-0200-7-4	2	2.312	2.812	0.065	2KM-0200-7-6
2KM-0250-7-4	2.5	3.000	3.500	0.065	2KM-0250-7-6
2KM-0300-7-4	3	3.688	4.188	0.065	2KM-0300-7-6
2KM-0400-7-4	4	4.812	5.437	0.083	2KM-0400-7-6

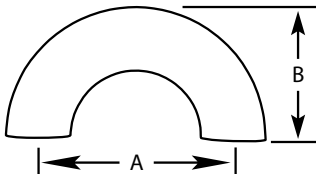


**2KP****45° Plain Bevel Seat with Hex Nut x Butt weld Elbow, #7 Finish 3-A**

304 Item Number	Tube O.D.	A	B	Nominal Wall Thickness	Description	316L Item Number
2KP-0100-7-4	1	1.188	1.875	0.065	Hex Nut is 304 only	2KP-0100-7-6
2KP-0150-7-4	1.5	1.625	2.343	0.065	Hex Nut is 304 only	2KP-0150-7-6
2KP-0200-7-4	2	2.312	3.031	0.065	Hex Nut is 304 only	2KP-0200-7-6
2KP-0250-7-4	2.5	3.000	3.843	0.065	Hex Nut is 304 only	2KP-0250-7-6
2KP-0300-7-4	3	3.688	4.594	0.065	Hex Nut is 304 only	2KP-0300-7-6
2KP-0400-7-4	4	4.812	6.031	0.083	Hex Nut is 304 only	2KP-0400-7-6

**2KT****45° Threaded Bevel Seat x Butt weld Elbow, #7 Finish 3-A**

304 Item Number	Tube O.D.	A	B	Nominal Wall Thickness	316L Item Number
2KT-0100-7-4	1	1.188	1.875	0.065	2KT-0100-7-6
2KT-0150-7-4	1.5	1.625	2.343	0.065	2KT-0150-7-6
2KT-0200-7-4	2	2.312	3.031	0.065	2KT-0200-7-6
2KT-0250-7-4	2.5	3.000	3.843	0.065	2KT-0250-7-6
2KT-0300-7-4	3	3.688	4.594	0.065	2KT-0300-7-6
2KT-0400-7-4	4	4.812	6.031	0.083	2KT-0400-7-6

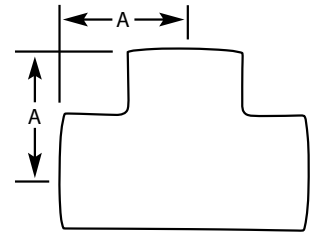
**2WUL****180° Butt weld Return Bend, #7 finish 3-A**

304 Item Number	Tube O.D.	A	B	Nominal Wall Thickness	316L Item Number
2WUL-0100-7-4	1	3.0	2.0	0.065	2WUL-0100-7-6
2WUL-0150-7-4	1.5	4.5	3.0	0.065	2WUL-0150-7-6
2WUL-0200-7-4	2	6.0	4.0	0.065	2WUL-0200-7-6
2WUL-0250-7-4	2.5	7.5	5.0	0.065	2WUL-0250-7-6
2WUL-0300-7-4	3	9.0	6.0	0.065	2WUL-0300-7-6
2WUL-0400-7-4	4	12.0	8.0	0.083	2WUL-0400-7-6

## 7WWW

### Buttweld Short Tee, #7 Finish 3-A

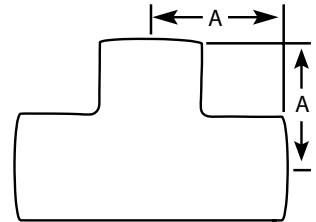
304 Item Number	Tube O.D.	A	Nominal Wall Thickness	316L Item Number
7WWW-0100-7-4	1	1.125	0.065	7WWW-0100-7-6
7WWW-0150-7-4	1.5	1.656	0.065	7WWW-0150-7-6
7WWW-0200-7-4	2	2.062	0.065	7WWW-0200-7-6
7WWW-0250-7-4	2.5	2.344	0.065	7WWW-0250-7-6
7WWW-0300-7-4	3	2.594	0.065	7WWW-0300-7-6
7WWW-0400-7-4	4	3.438	0.083	7WWW-0400-7-6
7WWW-0600-7-4	6	5.625	0.109	7WWW-0600-7-6



## 7W

### Buttweld Long Tee, #7 Finish 3-A

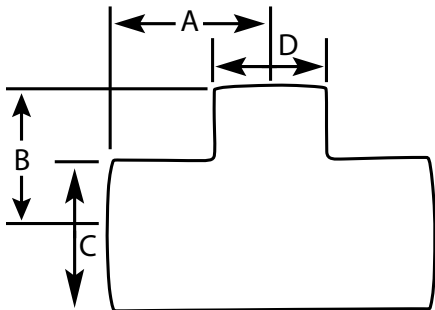
304 Item Number	Tube O.D.	A	Nominal Wall Thickness	316L Item Number
7W-0100-7-4	1	1.875	0.065	7W-0100-7-6
7W-0150-7-4	1.50	2.250	0.065	7W-0150-7-6
7W-0200-7-4	2	3.000	0.065	7W-0200-7-6
7W-0250-7-4	2.50	3.000	0.065	7W-0250-7-6
7W-0300-7-4	3	3.250	0.065	7W-0300-7-6
7W-0400-7-4	4	3.875	0.083	7W-0400-7-6
7W-0600-7-4	6	5.625	0.109	7W-0600-7-6



## 7RWWW

## Butt Weld Reducing Tee, #7 Finish 3-A

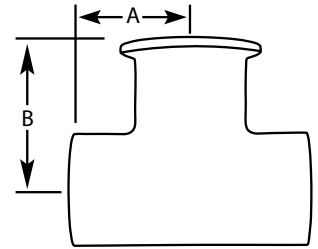
304 Item Number	Tube O.D.	A	B	C	D	Nominal Wall Thickness	316L Item Number
7RWWW-0150X0100-7-4	1.5 x 1	1.656	1.375	1.5	1.00	0.065	7RWWW-0150X0100-7-6
7RWWW-0200X0100-7-4	2 x 1	2.063	1.625	2.0	1.00	0.065	7RWWW-0200X0100-7-6
7RWWW-0200X0150-7-4	2 x 1.5	2.063	1.906	2.0	1.50	0.065	7RWWW-0200X0150-7-6
7RWWW-0250X0100-7-4	2.5 x 1	2.344	1.875	2.5	1.50	0.065	7RWWW-0250X0100-7-6
7RWWW-0250X0150-7-4	2.5 x 1.5	2.344	2.156	2.5	1.50	0.065	7RWWW-0250X0150-7-6
7RWWW-0250X0200-7-4	2.5 x 2	2.344	2.156	2.5	2.00	0.065	7RWWW-0250X0200-7-6
7RWWW-0300X0100-7-4	3 x 1	2.594	2.406	3.0	1.00	0.065	7RWWW-0300X0100-7-6
7RWWW-0300X0150-7-4	3 x 1.5	2.594	2.406	3.0	1.50	0.065	7RWWW-0300X0150-7-6
7RWWW-0300X0200-7-4	3 x 2	2.594	2.563	3.0	2.00	0.065	7RWWW-0300X0200-7-6
7RWWW-0300X0250-7-4	3 x 2.5	2.594	2.593	3.0	2.50	0.083	7RWWW-0300X0250-7-6
7RWWW-0400X0150-7-4	4 x 1.5	3.438	2.906	4.0	1.50	0.065	7RWWW-0400X0150-7-6
7RWWW-0400X0200-7-4	4 x 2	3.438	3.062	4.0	2.00	0.083	7RWWW-0400X0200-7-6
7RWWW-0400X0250-7-4	4 x 2.5	3.438	3.093	4.0	2.50	0.083	7RWWW-0400X0250-7-6
7RWWW-0400X0300-7-4	4 x 3	3.438	3.093	4.0	3.00	0.083	7RWWW-0400X0300-7-6
7RWWW-0600X0200-7-4	6 x 2	5.625	4.50	6.0	2.00	0.109	7RWWW-0600X0200-7-6
7RWWW-0600X0300-7-4	6 x 3	5.625	4.875	6.0	3.00	0.109	7RWWW-0600X0300-7-6
7RWWW-0600X0400-7-4	6 x 4	5.625	5.125	6.0	4.00	0.109	7RWWW-0600X0400-7-6



## 7WWM

### Buttweld Run x Clamp Branch Tee, #7 Finish 3-A

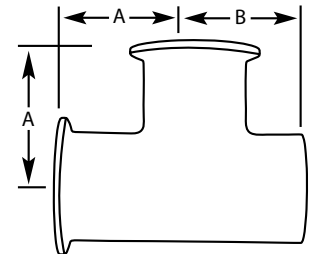
304 Item Number	Tube O.D.	A	B	Nominal Wall Thickness	316L Item Number
7WWM-0100-7-4	1	1.125	1.625	0.065	7WWM-0100-7-6
7WWM-0150-7-4	1.5	1.656	2.156	0.065	7WWM-0150-7-6
7WWM-0200-7-4	2	2.062	2.562	0.065	7WWM-0200-7-6
7WWM-0250-7-4	2.5	2.344	2.844	0.065	7WWM-0250-7-6
7WWM-0300-7-4	3	2.594	3.094	0.065	7WWM-0300-7-6
7WWM-0400-7-4	4	3.438	4.063	0.083	7WWM-0400-7-6
7WWM-0600-7-4	6	5.625	6.50	0.109	7WWM-0600-7-6

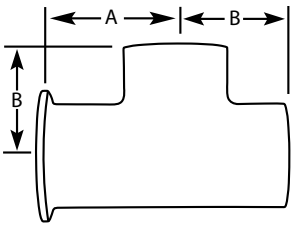


## 7WMM

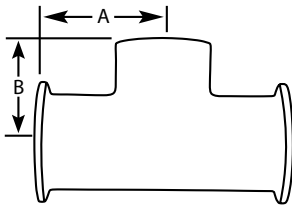
### Buttweld x Clamp Run x Clamp Branch Tee, #7 Finish 3-A

304 Item Number	Tube O.D.	A	B	Nominal Wall Thickness	316L Item Number
7WMM-0100-7-4	1	1.625	1.125	0.065	7WMM-0100-7-6
7WMM-0150-7-4	1.5	2.156	1.656	0.065	7WMM-0150-7-6
7WMM-0200-7-4	2	2.562	2.062	0.065	7WMM-0200-7-6
7WMM-0250-7-4	2.5	2.844	2.344	0.065	7WMM-0250-7-6
7WMM-0300-7-4	3	3.094	2.594	0.065	7WMM-0300-7-6
7WMM-0400-7-4	4	4.062	3.438	0.083	7WMM-0400-7-6
7WMM-0600-7-4	6	6.50	5.625	0.109	7WMM-0600-7-6

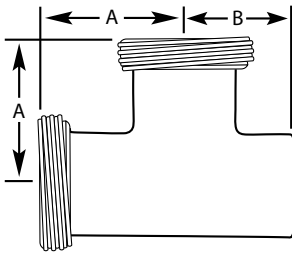


**7WMW****Butt weld x Clamp Run x Butt weld Branch Tee, #7 Finish 3-A**

304 Item Number	Tube O.D.	A	B	Nominal Wall Thickness	316L Item Number
7WMW-0100-7-4	1	1.625	1.125	0.065	7WMW-0100-7-6
7WMW-0150-7-4	1.5	2.156	1.656	0.065	7WMW-0150-7-6
7WMW-0200-7-4	2	2.562	2.062	0.065	7WMW-0200-7-6
7WMW-0250-7-4	2.5	2.844	2.344	0.065	7WMW-0250-7-6
7WMW-0300-7-4	3	3.094	2.594	0.065	7WMW-0300-7-6
7WMW-0400-7-4	4	4.063	3.438	0.083	7WMW-0400-7-6
7WMW-0600-7-4	6	6.50	5.625	0.109	7WMW-0600-7-6

**7MMW****Clamp Run x Butt weld Branch Tee, #7 Finish 3-A**

304 Item Number	Tube O.D.	A	B	Nominal Wall Thickness	316L Item Number
7MMW-0100-7-4	1	1.625	1.125	0.065	7MMW-0100-7-6
7MMW-0150-7-4	1.5	2.156	1.656	0.065	7MMW-0150-7-6
7MMW-0200-7-4	2	2.562	2.062	0.065	7MMW-0200-7-6
7MMW-0250-7-4	2.5	2.844	2.344	0.065	7MMW-0250-7-6
7MMW-0300-7-4	3	3.094	2.594	0.065	7MMW-0300-7-6
7MMW-0400-7-4	4	4.062	3.438	0.083	7MMW-0400-7-6
7MMW-0600-7-4	6	6.50	5.625	0.109	7MMW-0600-7-6

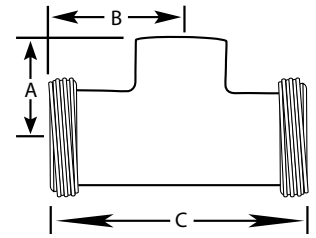
**7WTT****Butt weld x Threaded Bevel Seat Run x Threaded Bevel Seat Branch Tee, #7 Finish 3-A**

304 Item Number	Tube O.D.	A	B	Nominal Wall Thickness	316L Item Number
7WTT-0100-7-4	1	1.812	1.125	0.065	7WTT-0100-7-6
7WTT-0150-7-4	1.5	2.375	1.656	0.065	7WTT-0150-7-6
7WTT-0200-7-4	2	2.781	2.062	0.065	7WTT-0200-7-6
7WTT-0250-7-4	2.5	3.188	2.344	0.065	7WTT-0250-7-6
7WTT-0300-7-4	3	3.500	2.594	0.065	7WTT-0300-7-6
7WTT-0400-7-4	4	4.656	3.438	0.083	7WTT-0400-7-6

## 7TTW

### Threaded Bevel Seat Run x Buttweld Branch Tee, #7 Finish 3-A

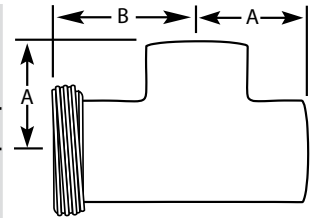
304 Item Number	Tube O.D.	A	B	C	Nominal Wall Thickness	316L Item Number
7TTW-0100-7-4	1	1.125	1.812	3.625	0.065	7TTW-0100-7-6
7TTW-0150-7-4	1.5	1.656	2.375	4.748	0.065	7TTW-0150-7-6
7TTW-0200-7-4	2	2.062	2.781	5.562	0.065	7TTW-0200-7-6
7TTW-0250-7-4	2.5	2.344	3.188	6.376	0.065	7TTW-0250-7-6
7TTW-0300-7-4	3	2.594	3.500	7.000	0.065	7TTW-0300-7-6
7TTW-0400-7-4	4	3.438	4.656	9.312	0.083	7TTW-0400-7-6



## 7WTW

### Buttweld x Threaded Bevel Seat Run x Buttweld Branch Tee, #7 Finish 3-A

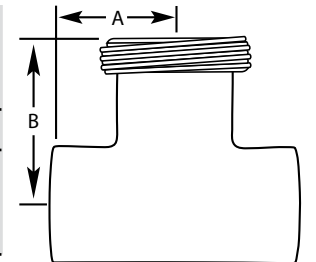
304 Item Number	Tube O.D.	A	B	Nominal Wall Thickness	316L Item Number
7WTW-0100-7-4	1	1.125	1.812	0.065	7WTW-0100-7-6
7WTW-0150-7-4	1.5	1.656	2.375	0.065	7WTW-0150-7-6
7WTW-0200-7-4	2	2.062	2.781	0.065	7WTW-0200-7-6
7WTW-0250-7-4	2.5	2.343	3.188	0.065	7WTW-0250-7-6
7WTW-0300-7-4	3	2.593	3.500	0.065	7WTW-0300-7-6
7WTW-0400-7-4	4	3.438	4.656	0.083	7WTW-0400-7-6

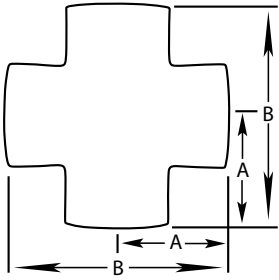


## 7WWT

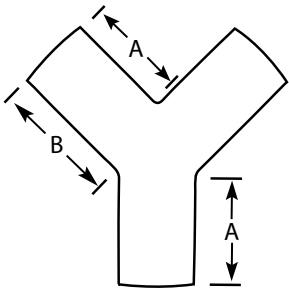
### Buttweld Run x Threaded Bevel Seat Branch Tee, #7 Finish 3-A

304 Item Number	Tube O.D.	A	B	Nominal Wall Thickness	316L Item Number
7WWT-0100-7-4	1	1.125	1.812	0.065	7WWT-0100-7-6
7WWT-0150-7-4	1.5	1.656	2.375	0.065	7WWT-0150-7-6
7WWT-0200-7-4	2	2.062	2.781	0.065	7WWT-0200-7-6
7WWT-0250-7-4	2.5	2.343	3.188	0.065	7WWT-0250-7-6
7WWT-0300-7-4	3	2.593	3.500	0.065	7WWT-0300-7-6
7WWT-0400-7-4	4	3.438	4.656	0.083	7WWT-0400-7-6

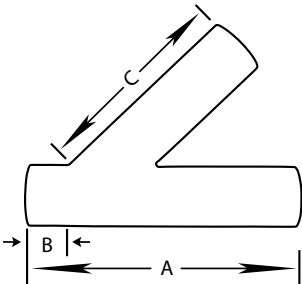


**9WWWW****Butt Weld Cross, #7 Finish 3-A**

304 Item Number	Tube O.D.	A	B	Nominal Wall Thickness	316L Item Number
9WWWW-0100-7-4	1	1.125	2.250	0.065	9WWWW-0100-7-6
9WWWW-0150-7-4	1.5	1.656	3.312	0.065	9WWWW-0150-7-6
9WWWW-0200-7-4	2	2.062	4.125	0.065	9WWWW-0200-7-6
9WWWW-0250-7-4	2.5	2.343	4.687	0.065	9WWWW-0250-7-6
9WWWW-0300-7-4	3	2.593	5.187	0.065	9WWWW-0300-7-6
9WWWW-0400-7-4	4	3.438	6.875	0.083	9WWWW-0400-7-6
9WWWW-0600-7-4	6	5.625	11.25	0.109	9WWWW-0600-7-6

**28W****Butt Weld True "Y", #7 Finish 3-A**

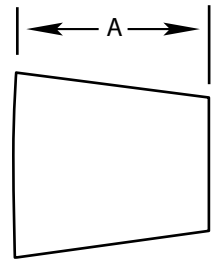
304 Item Number	Tube O.D.	A	B	Nominal Wall Thickness	316L Item Number
28W-0100-1-4	1	2.000	2.438	0.065	28W-0100-1-6
28W-0150-7-4	1.5	2.000	2.438	0.065	28W-0150-1-6
28W-0200-7-4	2	2.625	3.250	0.065	28W-0200-1-6
28W-0250-7-4	2.5	3.370	4.125	0.065	28W-0250-1-6
28W-0300-7-4	3	4.000	4.875	0.065	28W-0300-1-6
28W-0400-7-4	4	5.375	6.562	0.083	28W-0400-1-6

**28WA****Butt Weld Lateral "Y", #7 Finish 3-A**

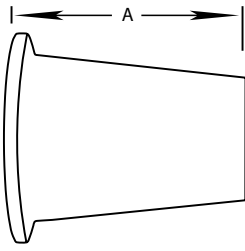
304 Item Number	Tube O.D.	A	B	C	Nominal Wall Thickness	316L Item Number
28WA-0100-7-4	1	6.000	1.000	5.000	0.065	28WA-0100-7-6
28WA-0150-7-4	1.5	7.375	1.188	6.188	0.065	28WA-0150-7-6
28WA-0200-7-4	2	8.750	1.625	7.125	0.065	28WA-0200-7-6
28WA-0250-7-4	2.5	10.000	1.500	8.500	0.065	28WA-0250-7-6
28WA-0300-7-4	3	10.750	1.875	8.875	0.065	28WA-0300-7-6
28WA-0400-7-4	4	12.812	2.062	10.750	0.083	28WA-0400-7-6

# 31W

## Butt Weld Concentric Reducer, #7 Finish 3-A



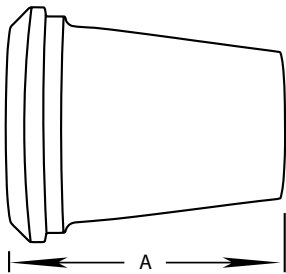
304 Item Number	Tube O.D.	A	Nominal Wall Thickness	316L Item Number
31W-0075X0050-7-4	.75 x.5	1.0	0.065	31W-0075X0050-7-6
31W-0100X0050-7-4	1 x.5	2.0	0.065	31W-0100X0050-7-6
31W-0100X0075-7-4	1 x.75	1.0	0.065	31W-0100X0075-7-6
31W-0150X0050-7-4	1.5 x.5	4.0	0.065	31W-0150X0050-7-6
31W-0150X0075-7-4	1.5 x.75	3.0	0.065	31W-0150X0075-7-6
31W-0150X0100-7-4	1.5 x 1	2.0	0.065	31W-0150X0100-7-6
31W-0150X0125-7-4	1.5 x 1.25	1.0	0.065	31W-0150X0125-7-6
31W-0200X0050-7-4	2 x.5	6.0	0.065	31W-0200X0050-7-6
31W-0200X0075-7-4	2 x.75	5.0	0.065	31W-0200X0075-7-6
31W-0200X0100-7-4	2 x 1	4.0	0.065	31W-0200X0100-7-6
31W-0200X0125-7-4	2 x 1.25	3.0	0.065	31W-0200X0125-7-6
31W-0200X0150-7-4	2 x 1.5	2.0	0.065	31W-0200X0150-7-6
31W-0250X0150-7-4	2.5 x 1.5	4.0	0.065	31W-0250X0150-7-6
31W-0250X0200-7-4	2.5 x 2	2.0	0.065	31W-0250X0200-7-6
31W-0300X0100-7-4	3 x 1	8.0	0.065	31W-0300X0100-7-6
31W-0300X0150-7-4	3 x 1.5	6.0	0.065	31W-0300X0150-7-6
31W-0300X0200-7-4	3 x 2	4.0	0.065	31W-0300X0200-7-6
31W-0300X0250-7-4	3 x 2.5	2.0	0.065	31W-0300X0250-7-6
31W-0400X0150-7-4	4 x 1.5	10.0	0.083/0.065	31W-0400X0150-7-6
31W-0400X0200-7-4	4 x 2	8.0	0.083/0.065	31W-0400X0200-7-6
31W-0400X0250-7-4	4 x 2.5	6.0	0.083/0.065	31W-0400X0250-7-6
31W-0400X0300-7-4	4 x 3	4.0	0.083	31W-0400X0300-7-6
31W-0600X0300-7-4	6 x 3	5.5	0.109	31W-0600X0300-7-6
31W-0600X0400-7-4	6 x 4	5.5	0.109	31W-0600X0400-7-6



## 31M

## Clamp x Butt weld Concentric Reducer, #7 Finish 3-A

304 Item Number	Tube O.D.	A	Nominal Wall Thickness	316L Item Number
31M-0075X0050-7-4	0.75 x 0.5	1.50	0.065	31M-0075X0050-7-6
31M-0100X0050-7-4	1 x 0.5	2.50	0.065	31M-0100X0050-7-6
31M-0100X0075-7-4	1 x .75	1.500	0.065	31M-0100X0075-7-6
31M-0150X0050-7-4	1.5 x 0.5	4.500	0.065	31M-0150X0050-7-6
31M-0150X0075-7-4	1.5 x .75	3.500	0.065	31M-0150X0075-7-6
31M-0150X0100-7-4	1.5 x 1	2.500	0.065	31M-0150X0100-7-6
31M-0200X0100-7-4	2 x 1	4.500	0.065	31M-0200X0100-7-6
31M-0200X0150-7-4	2 x 1.5	2.500	0.065	31M-0200X0150-7-6
31M-0250X0150-7-4	2.5 x 1.5	4.500	0.065	31M-0250X0150-7-6
31M-0250X0200-7-4	2.5 x 2	2.500	0.065	31M-0250X0200-7-6
31M-0300X0150-7-4	3 x 1.5	6.500	0.065	31M-0300X0150-7-6
31M-0300X0200-7-4	3 x 2	4.500	0.065	31M-0300X0200-7-6
31M-0300X0250-7-4	3 x 2.5	2.500	0.065	31M-0300X0250-7-6
31M-0400X0200-7-4	4 x 2	8.625	0.083	31M-0400X0200-7-6
31M-0400X0250-7-4	4 x 2.5	6.625	0.083	31M-0400X0250-7-6
31M-0400X0300-7-4	4 x 3	4.625	0.083	31M-0400X0300-7-6
31M-0600X0300-7-4	6 x 3	5.875	0.109	31M-0600X0300-7-6
31M-0600X0400-7-4	6 x 4	5.875	0.109	31M-0600X0400-7-6



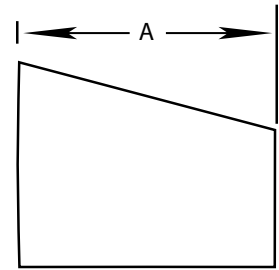
## 31P

## Plain Bevel Seat x Butt weld Concentric Reducer, #7 Finish 3-A

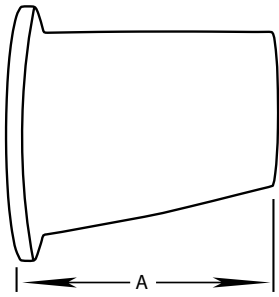
304 Item Number	Tube O.D.	A	Nominal Wall Thickness	316L Item Number
31P-0150X0100-7-4	1.5 x 1	2.718	0.065	31P-0150X0100-7-6
31P-0200X0100-7-4	2 x 1	4.718	0.065	31P-0200X0100-7-6
31P-0200X0150-7-4	2 x 1.5	2.718	0.065	31P-0200X0150-7-6
31P-0250X0150-7-4	2.5 x 1.5	4.843	0.065	31P-0250X0150-7-6
31P-0250X0200-7-4	2.5 x 2	2.843	0.065	31P-0250X0200-7-6
31P-0300X0100-7-4	3 x 1	8.906	0.065	31P-0300X0100-7-6
31P-0300X0150-7-4	3 x 1.5	6.906	0.065	31P-0300X0150-7-6
31P-0300X0200-7-4	3 x 2	4.906	0.065	31P-0300X0200-7-6
31P-0300X0250-7-4	3 x 2.5	2.906	0.065	31P-0300X0250-7-6
31P-0400X0150-7-4	4 x 1.5	11.218	0.083	31P-0400X0150-7-6
31P-0400X0200-7-4	4 x 2	9.218	0.083	31P-0400X0200-7-6
31P-0400X0250-7-4	4 x 2.5	7.218	0.083	31P-0400X0250-7-6
31P-0400X0300-7-4	4 x 3	5.218	0.083	31P-0400X0300-7-6

# 32W

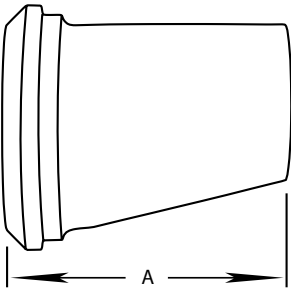
## Buttweld Eccentric Reducer, #7 Finish 3-A



304 Item Number	Tube O.D.	A	Nominal Wall Thickness	316L Item Number
32W-0075X0050-7-4	.75 x.5	1.0	0.065	32W-0075X0050-7-6
32W-0100X0050-7-4	1 x.5	2.0	0.065	32W-0100X0050-7-6
32W-0100X0075-7-4	1 x.75	1.0	0.065	32W-0100X0075-7-6
32W-0150X0050-7-4	1.5 x.5	4.0	0.065	32W-0150X0050-7-6
32W-0150X0075-7-4	1.5 x.75	3.0	0.065	32W-0150X0075-7-6
32W-0150X0100-7-4	1.5 x 1	2.0	0.065	32W-0150X0100-7-6
32W-0200X0050-7-4	2 x.5	6.0	0.065	32W-0200X0050-7-6
32W-0200X0075-7-4	2 x.75	5.0	0.065	32W-0200X0075-7-6
32W-0200X0100-7-4	2 x 1	4.0	0.065	32W-0200X0100-7-6
32W-0200X0150-7-4	2 x 1.5	2.0	0.065	32W-0200X0150-7-6
32W-0250X0100-7-4	2.5 x 1	6.0	0.065	32W-0250X0100-7-6
32W-0250X0150-7-4	2.5 x 1.5	4.0	0.065	32W-0250X0150-7-6
32W-0250X0200-7-4	2.5 x 2	2.0	0.065	32W-0250X0200-7-6
32W-0300X0100-7-4	3 x 1	8.0	0.065	32W-0300X0100-7-6
32W-0300X0150-7-4	3 x 1.5	6.0	0.065	32W-0300X0150-7-6
32W-0300X0200-7-4	3 x 2	4.0	0.065	32W-0300X0200-7-6
32W-0300X0250-7-4	3 x 2.5	2.0	0.065	32W-0300X0250-7-6
32W-0400X0150-7-4	4 x 1.5	10.0	0.083/0.065	32W-0400X0150-7-6
32W-0400X0200-7-4	4 x 2	8.0	0.083/0.065	32W-0400X0200-7-6
32W-0400X0250-7-4	4 x 2.5	6.0	0.083/0.065	32W-0400X0250-7-6
32W-0400X0300-7-4	4 x 3	4.0	0.083/0.065	32W-0400X0300-7-6
32W-0600X0300-7-4	6 x 3	5.5	0.109	32W-0600X0300-7-6
32W-0600X0400-7-4	6 x 4	5.5	0.109	32W-0600X0400-7-6

**32M****Clamp x Butt Weld Eccentric Reducers, #7 Finish**

304 Item Number	Tube O.D.	A	Nominal Wall Thickness	316L Item Number
32M-0100X0075-7-4	1 x.75	1.500	0.065	32M-0100X0075-7-6
32M-0150X0075-7-4	1.5 x.75	3.500	0.065	32M-0150X0075-7-6
32M-0150X0100-7-4	1.5 x 1	2.500	0.065	32M-0150X0100-7-6
32M-0200X0100-7-4	2 x 1	4.500	0.065	32M-0200X0100-7-6
32M-0200X0150-7-4	2 x 1.5	2.500	0.065	32M-0200X0150-7-6
32M-0250X0150-7-4	2.5 x 1.5	4.500	0.065	32M-0250X0150-7-6
32M-0250X0200-7-4	2.5 x 2	2.500	0.065	32M-0250X0200-7-6
32M-0300X0150-7-4	3 x 1.5	6.500	0.065	32M-0300X0150-7-6
32M-0300X0200-7-4	3 x 2	4.500	0.065	32M-0300X0200-7-6
32M-0300X0250-7-4	3 x 2.5	2.500	0.065	32M-0300X0250-7-6
32M-0400X0200-7-4	4 x 2	8.625	0.083	32M-0400X0200-7-6
32M-0400X0250-7-4	4 x 2.5	6.625	0.083	32M-0400X0250-7-6
32M-0400X0300-7-4	4 x 3	4.625	0.083	32M-0400X0300-7-6

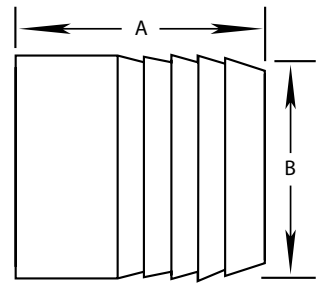
**32P****Plain Bevel Seat x Butt Weld Eccentric Reducer, #7 Finish 3-A**

304 Item Number	Tube O.D.	A	Nominal Wall Thickness	316L Item Number
32P-0150X0100-7-4	1.5 x 1	2.718	0.065	32P-0150X0100-7-6
32P-0200X0100-7-4	2 x 1	4.718	0.065	32P-0200X0100-7-6
32P-0200X0150-7-4	2 x 1.5	2.718	0.065	32P-0200X0150-7-6
32P-0250X0150-7-4	2.5 x 1.5	4.843	0.065	32P-0250X0150-7-6
32P-0250X0200-7-4	2.5 x 2	2.843	0.065	32P-0250X0200-7-6
32P-0300X0100-7-4	3 x 1	8.906	0.065	32P-0300X0100-7-6
32P-0300X0150-7-4	3 x 1.5	6.906	0.065	32P-0300X0150-7-6
32P-0300X0200-7-4	3 x 2	4.906	0.065	32P-0300X0200-7-6
32P-0300X0250-7-4	3 x 2.5	2.906	0.065	32P-0300X0250-7-6
32P-0400X0150-7-4	4 x 1.5	11.218	0.083	32P-0400X0150-7-6
32P-0400X0200-7-4	4 x 2	9.218	0.083	32P-0400X0200-7-6
32P-0400X0250-7-4	4 x 2.5	7.218	0.083	32P-0400X0250-7-6
32P-0400X0300-7-4	4 x 3	5.218	0.083	32P-0400X0300-7-6

## 14WHR

### Buttweld Hose Adapter

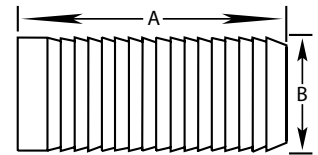
304 Item Number	Tube O.D.	A	B	Nominal Wall Thickness	316L Item Number
14WHR-0050-4	.50	1.500	0.50	0.065	14WHR-0050-6
14WHR-0075-4	.75	1.500	0.75	0.065	14WHR-0075-6
14WHR-0100-4	1	1.688	1.00	0.065	14WHR-0100-6
14WHR-0150-4	1.50	1.688	1.50	0.065	14WHR-0150-6
14WHR-0200-4	2	2.312	2.00	0.065	14WHR-0200-6
14WHR-0250-4	2.50	2.000	2.50	0.065	14WHR-0250-6
14WHR-0300-4	3	3.093	3.00	0.065	14WHR-0300-6
14WHR-0400-4	4	3.406	4.00	0.083	14WHR-0400-6



## 14WHRL

### Buttweld Long Hose Adapter

304 Item Number	Tube O.D.	A	B	Nominal Wall Thickness	316L Item Number
14WHRL-0100-4	1	3.000	1.0	0.116	14WHRL-0100-6
14WHRL-0150-4	1.5	4.500	1.5	0.116	14WHRL-0150-6
14WHRL-0200-4	2	4.500	2.0	0.116	14WHRL-0200-6
14WHRL-0250-4	2.5	5.000	2.5	0.116	14WHRL-0250-6
14WHRL-0300-4	3	5.000	3.0	0.116	14WHRL-0300-6
14WHRL-0400-4	4	4.875	4.0	0.116	14WHRL-0400-6




# APN







Where precision and value take form



STANDARD AND CUSTOM STAINLESS STEEL TUBE FITTINGS



TUBE O.D. FITTINGS

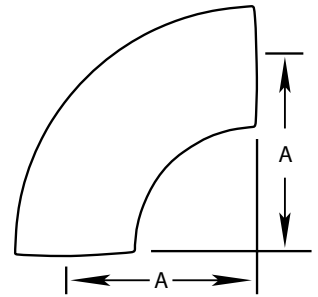
CONTENTS		Bevel Seat Fittings
		BPE Fittings
		Clamp Fittings
		I-Line Fittings
		John Perry Fittings
		Sanitary Butt weld Fittings
		Tube O.D. Fittings

Call toll-free to order: 877.276.7766 • [www.apn-inc.net](http://www.apn-inc.net)

## 2WCL

### 90° Buttweild Elbow

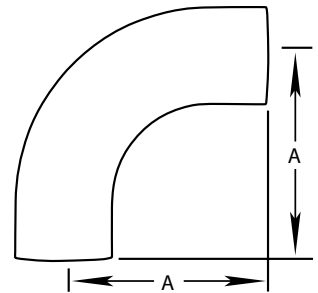
304 Item Number	Tube O.D.	A	Nominal Wall Thickness	316L Item Number
2WCL-0050-1-4	.50	.75	0.065	2WCL-0050-1-6
2WCL-0075-1-4	.75	1.125	0.065	2WCL-0075-1-6
2WCL-0100-1-4	1	1.50	0.065	2WCL-0100-1-6
2WCL-0125-1-4	1.25	1.875	0.065	2WCL-0125-1-6
2WCL-0150-1-4	1.50	2.25	0.065	2WCL-0150-1-6
2WCL-0200-1-4	2	3.00	0.065	2WCL-0200-1-6
2WCL-0250-1-4	2.50	3.75	0.065	2WCL-0250-1-6
2WCL-0300-1-4	3	4.50	0.065	2WCL-0300-1-6
2WCL-0400-1-4	4	6.00	0.083	2WCL-0400-1-6
2WCL-0600-1-4	6	9.00	0.109	2WCL-0600-1-6



## 2S

### 90° Buttweild Elbow with Tangents

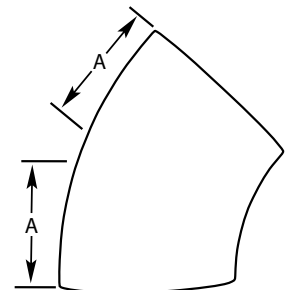
304 Item Number	Tube O.D.	A	Nominal Wall Thickness	316L Item Number
—	.75	1.42	0.065	2S-0075-1-6
2S-0100-1-4	1	2.062	0.065	2S-0100-1-6
2S-0150-1-4	1.50	2.937	0.065	2S-0150-1-6
2S-0200-1-4	2	4.062	0.065	2S-0200-1-6
2S-0250-1-4	2.50	5.187	0.065	2S-0250-1-6
2S-0300-1-4	3	6.312	0.065	2S-0300-1-6
2S-0400-1-4	4	8.312	0.083	2S-0400-1-6

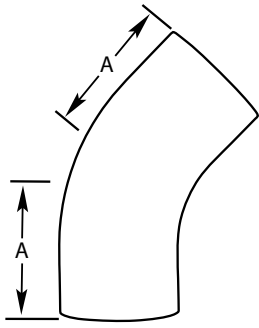


## 2WK

### 45° Buttweild Elbow

304 Item Number	Tube O.D.	A	Nominal Wall Thickness	316L Item Number
2WK-0100-1-4	1	0.625	0.065	2WK-0100-1-6
2WK-0125-1-4	1.25	0.781	0.065	2WK-0125-1-6
2WK-0150-1-4	1.50	0.937	0.065	2WK-0150-1-6
2WK-0200-1-4	2	1.250	0.065	2WK-0200-1-6
2WK-0250-1-4	2.50	1.562	0.065	2WK-0250-1-6
2WK-0300-1-4	3	1.875	0.065	2WK-0300-1-6
2WK-0400-1-4	4	2.500	0.083	2WK-0400-1-6
2WK-0600-1-4	6	3.750	0.109	2WK-0600-1-6

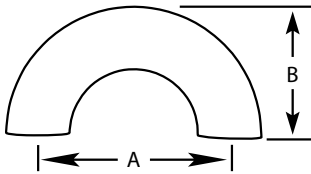




**2KS**

**45° Butt weld Elbow with Tangents**

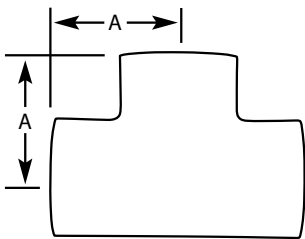
304 Item Number	Tube O.D.	A	Nominal Wall Thickness	316L Item Number
2KS-0100-1-4	1	1.188	0.065	2KS-0100-1-6
2KS-0150-1-4	1.50	1.625	0.065	2KS-0150-1-6
2KS-0200-1-4	2	2.312	0.065	2KS-0200-1-6
2KS-0250-1-4	2.50	3.000	0.065	2KS-0250-1-6
2KS-0300-1-4	3	3.688	0.065	2KS-0300-1-6
2KS-0400-1-4	4	4.812	0.083	2KS-0400-1-6



**2WUL**

**180° Butt weld Return Bend**

304 Item Number	Tube O.D.	A	B	Nominal Wall Thickness	316L Item Number
-	.75	2.25	1.50	N/A	2WUL-0075-1-6
2WUL-0100-1-4	1	3.0	2.0	0.065	2WUL-0100-1-6
2WUL-0125-1-4	1.25	3.75	2.50	N/A	2WUL-0125-1-6
2WUL-0150-1-4	1.50	4.5	3.0	0.065	2WUL-0150-1-6
2WUL-0200-1-4	2	6.0	4.0	0.065	2WUL-0200-1-6
2WUL-0250-1-4	2.50	7.5	5.0	0.065	2WUL-0250-1-6
2WUL-0300-1-4	3	9.0	6.0	0.065	2WUL-0300-1-6
2WUL-0400-1-4	4	12.0	8.0	0.083	2WUL-0400-1-6



**7WWW**

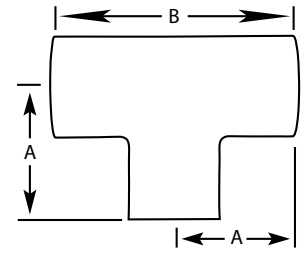
**Butt weld Short Tee**

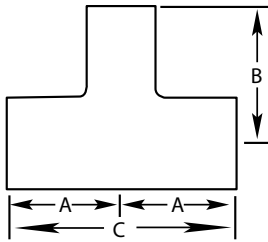
304 Item Number	Tube O.D.	A	Nominal Wall Thickness	316L Item Number
7WWW-0100-1-4	1	1.125	0.065	7WWW-0100-1-6
7WWW-0150-1-4	1.5	1.656	0.065	7WWW-0150-1-6
7WWW-0200-1-4	2	2.062	0.065	7WWW-0200-1-6
7WWW-0250-1-4	2.5	2.344	0.065	7WWW-0250-1-6
7WWW-0300-1-4	3	2.594	0.065	7WWW-0300-1-6
7WWW-0400-1-4	4	3.438	0.083	7WWW-0400-1-6

# 7W

## Buttweld Long Tee

304 Item Number	Tube O.D.	A	B	Nominal Wall Thickness	316L Item Number
7W-0050-1-4	.50	2.125	4.250	0.065	7W-0050-1-6
7W-0075-1-4	.75	2.125	4.250	0.065	7W-0075-1-6
7W-0100-1-4	1	1.875	3.75	0.065	7W-0100-1-6
7W-0125-1-4	1.25	2.25	4.50	0.065	7W-0125-1-6
7W-0150-1-4	1.50	2.250	4.50	0.065	7W-0150-1-6
7W-0200-1-4	2	3.000	6.00	0.065	7W-0200-1-6
7W-0250-1-4	2.50	3.000	6.00	0.065	7W-0250-1-6
7W-0300-1-4	3	3.250	6.50	0.065	7W-0300-1-6
7W-0400-1-4	4	3.875	7.75	0.083	7W-0400-1-6
7W-0600-1-4	6	5.625	11.25	0.109	7W-0600-1-6





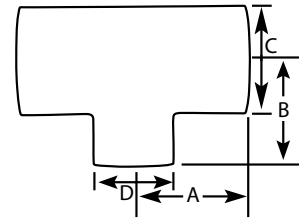
**7WR**

**Buttweld Long Reducing Tee**

304 Item Number	Tube O.D.	A	B	Nominal Wall Thickness	C	316L Item Number
7WR-0150X0100-1-4	1.5 x 1	2.250	2.125	0.065	4.50	7WR-0150X0100-1-6
7WR-0200X0100-1-4	2 x 1	3.000	2.375	0.065	6.00	7WR-0200X0100-1-6
7WR-0200X0150-1-4	2 x 1.5	3.000	2.500	0.065	6.00	7WR-0200X0150-1-6
7WR-0250X0150-1-4	2.5 x 1.5	3.000	2.750	0.065	6.00	7WR-0250X0150-1-6
7WR-0250X0200-1-4	2.5 x 2	3.000	3.250	0.065	6.00	7WR-0250X0200-1-6
7WR-0300X0150-1-4	3 x 1.5	3.250	3.000	0.065	6.50	7WR-0300X0150-1-6
7WR-0300X0200-1-4	3 x 2	3.250	3.500	0.065	6.50	7WR-0300X0200-1-6
7WR-0300X0250-1-4	3 x 2.5	3.250	3.250	0.065	6.50	7WR-0300X0250-1-6
7WR-0400X0200-1-4	4 x 2	3.875	4.000	0.083	7.75	7WR-0400X0200-1-6
7WR-0400X0250-1-4	4 x 2.5	3.875	3.750	0.083	7.75	7WR-0400X0250-1-6
7WR-0400X0300-1-4	4 x 3	3.875	3.750	0.083	7.75	7WR-0400X0300-1-6
7WR-0600X0200-1-4	6 x 2	5.625	5.625	0.109	11.25	7WR-0600X0200-1-6
7WR-0600X0300-1-4	6 x 3	5.625	5.625	0.109	11.25	7WR-0600X0300-1-6
7WR-0600X0400-1-4	6 x 4	5.625	5.625	0.109	11.25	7WR-0600X0400-1-6

## 7RWWW

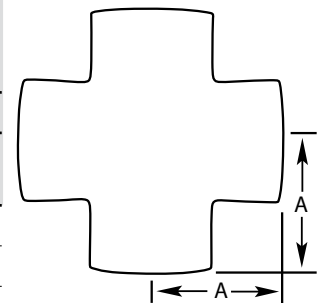
### Buttweld Reducing Tee



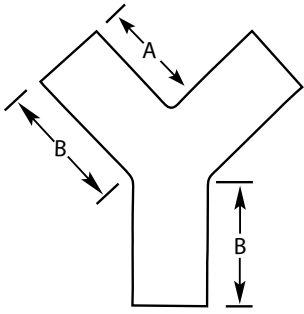
304 Item Number	Tube O.D.	A	B	C	D	Wall Thickness	316L Item Number
7RWWW-0150X0100-1-4	1.5 x 1	1.656	1.375	1.5	1.00	0.065	7RWWW-0150X0100-1-6
7RWWW-0200X0100-1-4	2 x 1	2.062	1.625	2.0	1.00	0.065	7RWWW-0200X0100-1-6
7RWWW-0200X0150-1-4	2 x 1.5	2.062	1.906	2.0	1.50	0.065	7RWWW-0200X0150-1-6
7RWWW-0250X0150-1-4	2.5 x 1.5	2.344	2.156	2.5	1.50	0.065	7RWWW-0250X0150-1-6
7RWWW-0250X0200-1-4	2.5 x 2	2.344	2.156	2.5	2.00	0.065	7RWWW-0250X0200-1-6
7RWWW-0300X0150-1-4	3 x 1.5	2.594	2.406	3.0	1.50	0.065	7RWWW-0300X0150-1-6
7RWWW-0300X0200-1-4	3 x 2	2.594	2.562	3.0	2.00	0.065	7RWWW-0300X0200-1-6
7RWWW-0300X0250-1-4	3 x 2.5	2.594	2.594	3.0	2.50	0.065	7RWWW-0300X0250-1-6
7RWWW-0400X0150-1-4	4 x 1.5	3.438	2.906	4.0	1.50	0.083	7RWWW-0400X0150-1-6
7RWWW-0400X0200-1-4	4 x 2	3.438	3.062	4.0	2.00	0.083	7RWWW-0400X0200-1-6
7RWWW-0400X0250-1-4	4 x 2.5	3.438	3.094	4.0	2.50	0.083	7RWWW-0400X0250-1-6
7RWWW-0400X0300-1-4	4 x 3	3.438	3.094	4.0	3.00	0.083	7RWWW-0400X0300-1-6
7RWWW-0600X0300-1-4	6 x 3	5.625	4.875	6.0	3.00	0.109	7RWWW-0600X0300-1-6
7RWWW-0600X0400-1-4	6 x 4	5.625	5.125	6.0	4.00	0.109	7RWWW-0600X0400-1-6

## 9W

### Buttweld Long Cross



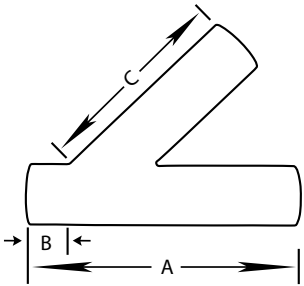
304 Item Number	Tube O.D.	A	Nominal Wall Thickness	316L Item Number
9W-0100-1-4	1	1.875	0.065	9W-0100-1-6
9W-0150-1-4	1.5	2.250	0.065	9W-0150-1-6
9W-0200-1-4	2	3.000	0.065	9W-0200-1-6
9W-0250-1-4	2.5	3.000	0.065	9W-0250-1-6
9W-0300-1-4	3	3.250	0.065	9W-0300-1-6
9W-0400-1-4	4	3.875	0.083	9W-0400-1-6
9W-0600-1-4	6	5.625	0.109	9W-0600-1-6



**28W**

**Buttweld True "Y"**

304 Item Number	Tube O.D.	A	B	Nominal Wall Thickness	316L Item Number
28W-0100-1-4	1	2.000	2.438	0.065	28W-0100-1-6
28W-0150-1-4	1.5	2.000	2.438	0.065	28W-0150-1-6
28W-0200-1-4	2	2.625	3.250	0.065	28W-0200-1-6
28W-0250-1-4	2.5	3.370	4.125	0.065	28W-0250-1-6
28W-0300-1-4	3	4.000	4.875	0.065	28W-0300-1-6
28W-0400-1-4	4	5.375	5.375	0.083	28W-0400-1-6



**28WA**

**Buttweld Lateral "Y"**

304 Item Number	Tube O.D.	A	B	C	Nominal Wall Thickness	316L Item Number
28WA-0100-1-4	1	6.000	1.000	5.000	0.065	28WA-0100-1-6
28WA-0150-1-4	1.5	7.375	1.188	6.188	0.065	28WA-0150-1-6
28WA-0200-1-4	2	8.750	1.625	7.125	0.065	28WA-0200-1-6
28WA-0250-1-4	2.5	10.000	1.500	8.500	0.065	28WA-0250-1-6
28WA-0300-1-4	3	10.750	1.875	8.875	0.065	28WA-0300-1-6
28WA-0400-1-4	4	12.812	2.062	10.750	0.083	28WA-0400-1-6



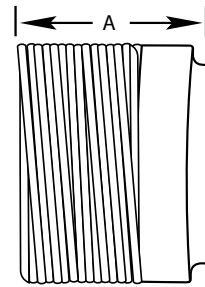
**16W**

**Buttweld Tube Cap**

304 Item Number	Tube O.D.	A	316L Item Number
-	.50	0.250	16W-0050-6
-	.75	0.312	16W-0075-6
16W-0100-4	1	0.375	16W-0100-6
16W-0125-4	1.25	0.500	16W-0125-6
16W-0150-4	1.50	0.562	16W-0150-6
16W-0200-4	2	0.750	16W-0200-6
16W-0250-4	2.50	1.000	16W-0250-6
16W-0300-4	3	1.250	16W-0300-6
16W-0400-4	4	1.500	16W-0400-6
16W-0600-4	6	2.250	16W-0600-6

## 19WB

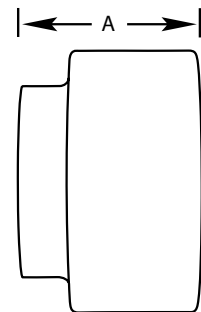
### Buttweld x Male NPT Adapter




304 Item Number	Tube O.D.	A	Nominal Wall Thickness	316L Item Number
19WB-0050-4	.50	1.625	N/A	19WB-0050-6
19WB-0075-4	.75	1.625	N/A	19WB-0075-6
19WB-0100-4	1	1.750	0.065	19WB-0100-6
19WB-0125-4	1.25	1.750	N/A	19WB-0125-6
19WB-0150-4	1.50	1.750	0.065	19WB-0150-6
19WB-0200-4	2	1.812	0.065	19WB-0200-6
19WB-0250-4	2.50	2.312	0.065	19WB-0250-6
19WB-0300-4	3	2.500	0.065	19WB-0300-6
19WB-0400-4	4	2.562	0.083	19WB-0400-6
19WB-0600-4	6	4.00	0.109	19WB-0600-6

## 22WB

### Buttweld x Female NPT Adapter



304 Item Number	Tube O.D.	A	Nominal Wall Thickness	316L Item Number
-	.50	1.125	0.065	22WB-0050-6
-	.75	1.125	0.065	22WB-0075-6
22WB-0100-4	1	1.750	0.065	22WB-0100-6
22WB-0125-4	1.25	1.375	0.065	22WB-0125-6
22WB-0150-4	1.50	1.750	0.065	22WB-0150-6
22WB-0200-4	2	1.750	0.065	22WB-0200-6
22WB-0250-4	2.50	2.250	0.065	22WB-0250-6
22WB-0300-4	3	2.500	0.065	22WB-0300-6
22WB-0400-4	4	2.625	0.083	22WB-0400-6



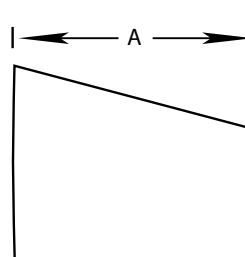
**31W**

**Buttweld Concentric Reducer**

304 Item Number	Tube O.D.	A	Nominal Wall Thickness	316L Item Number
31W-0075X0050-1-4	.75 x.5	1.0	0.065	31W-0075X0050-1-6
31W-0100X0050-1-4	1 x.5	2.0	0.065	31W-0100X0050-1-6
31W-0100X0075-1-4	1 x.75	1.0	0.065	31W-0100X0075-1-6
31W-0150X0050-1-4	1.5 x.5	4.0	0.065	31W-0150X0050-1-6
31W-0150X0075-1-4	1.5 x.75	3.0	0.065	31W-0150X0075-1-6
31W-0150X0100-1-4	1.5 x 1	2.0	0.065	31W-0150X0100-1-6
31W-0150X0125-1-4	1.5 x 1.25	1.0	0.065	31W-0150X0125-1-6
31W-0200X0050-1-4	2 x.5	6.0	0.065	31W-0200X0050-1-6
31W-0200X0075-1-4	2 x.75	5.0	0.065	31W-0200X0075-1-6
31W-0200X0100-1-4	2 x 1	4.0	0.065	31W-0200X0100-1-6
31W-0200X0125-1-4	2 x 1.25	3.0	0.065	31W-0200X0125-1-6
31W-0200X0150-1-4	2 x 1.5	2.0	0.065	31W-0200X0150-1-6
31W-0250X0150-1-4	2.5 x 1.5	4.0	0.065	31W-0250X0150-1-6
31W-0250X0200-1-4	2.5 x 2	2.0	0.065	31W-0250X0200-1-6
31W-0300X0100-1-4	3 x 1	8.0	0.065	31W-0300X0100-1-6
31W-0300X0150-1-4	3 x 1.5	6.0	0.065	31W-0300X0150-1-6
31W-0300X0200-1-4	3 x 2	4.0	0.065	31W-0300X0200-1-6
31W-0300X0250-1-4	3 x 2.5	2.0	0.065	31W-0300X0250-1-6
31W-0400X0150-1-4	4 x 1.5	10.0	0.065	31W-0400X0150-1-6
31W-0400X0200-1-4	4 x 2	8.0	0.083	31W-0400X0200-1-6
31W-0400X0250-1-4	4 x 2.5	6.0	0.083	31W-0400X0250-1-6
31W-0400X0300-1-4	4 x 3	4.0	0.083	31W-0400X0300-1-6
31W-0600X0300-1-4	6 x 3	5.5	0.109	31W-0600X0300-1-6
31W-0600X0400-1-4	6 x 4	5.5	0.109	31W-0600X0400-1-6

# 32W

## Buttweld Eccentric Reducer



304 Item Number	Tube O.D.	A	Nominal Wall Thickness	316L Item Number
32W-0075X0050-1-4	.75 x.5	1.0	0.065	32W-0075X0050-1-6
32W-0100X0050-1-4	1 x.5	2.0	0.065	32W-0100X0050-1-6
32W-0100X0075-1-4	1 x.75	1.0	0.065	32W-0100X0075-1-6
32W-0150X0050-1-4	1.5 x.5	4.0	0.065	32W-0150X0050-1-6
32W-0150X0075-1-4	1.5 x.75	3.0	0.065	32W-0150X0075-1-6
32W-0150X0100-7-4	1.5 x 1	2.0	0.065	32W-0150X0100-1-6
32W-0200X0050-1-4	2 x.5	6.0	0.065	32W-0200X0050-1-6
32W-0200X0075-1-4	2 x.75	5.0	0.065	32W-0200X0075-1-6
32W-0200X0100-7-4	2 x 1	4.0	0.065	32W-0200X0100-1-6
32W-0200X0150-7-4	2 x 1.5	2.0	0.065	32W-0200X0150-1-6
32W-0250X0100-7-4	2.5 x 1	6.0	0.065	32W-0250X0100-1-6
32W-0250X0150-7-4	2.5 x 1.5	4.0	0.065	32W-0250X0150-1-6
32W-0250X0200-7-4	2.5 x 2	2.0	0.065	32W-0250X0200-1-6
32W-0300X0100-7-4	3 x 1	8.0	0.065	32W-0300X0100-1-6
32W-0300X0150-7-4	3 x 1.5	6.0	0.065	32W-0300X0150-1-6
32W-0300X0200-7-4	3 x 2	4.0	0.065	32W-0300X0200-1-6
32W-0300X0250-7-4	3 x 2.5	2.0	0.065	32W-0300X0250-1-6
32W-0400X0150-7-4	4 x 1.5	10.0	0.065	32W-0400X0150-1-6
32W-0400X0200-7-4	4 x 2	8.0	0.083	32W-0400X0200-1-6
32W-0400X0250-7-4	4 x 2.5	6.0	0.083	32W-0400X0250-1-6
32W-0400X0300-7-4	4 x 3	4.0	0.083	32W-0400X0300-1-6
32W-0600X0300-7-4	6 x 3	5.5	0.109	32W-0600X0300-1-6
32W-0600X0400-7-4	6 x 4	5.5	0.109	32W-0600X0400-1-6